

easicook.co.uk

Spare Parts Manual

Leading UK Distributors
of Catering Equipment Since 1977

Sales - Repairs - Spares

Tel: 029 20747567

Fax: 029 20214100

Email: info@easicook.co.uk

[Click Here for Live Online Chat](#)























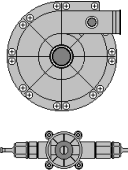


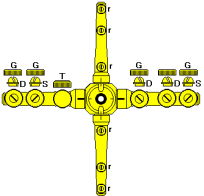





HILTA



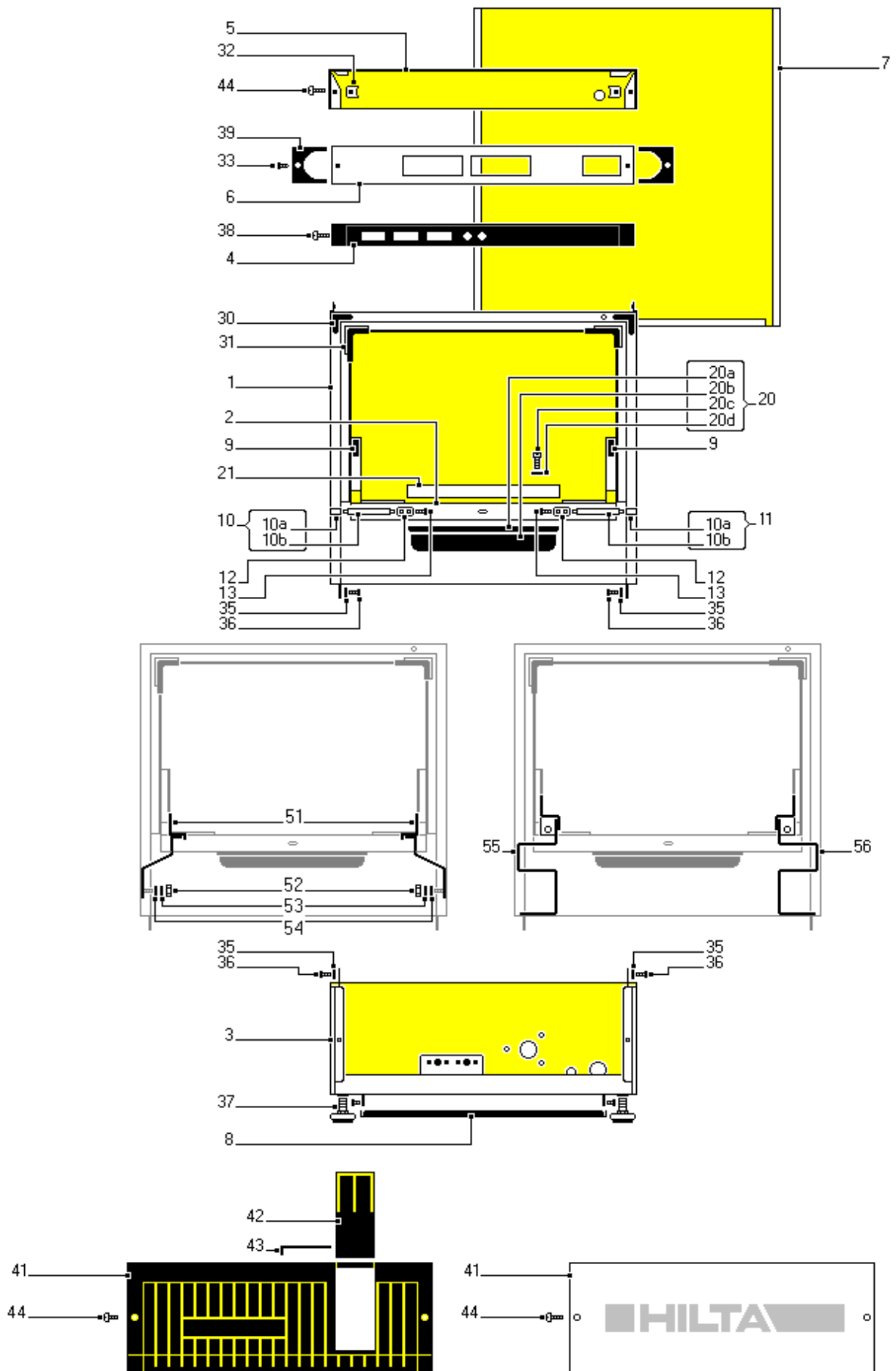
Hilta Glasswasher & Dishwasher Spare Parts Manual



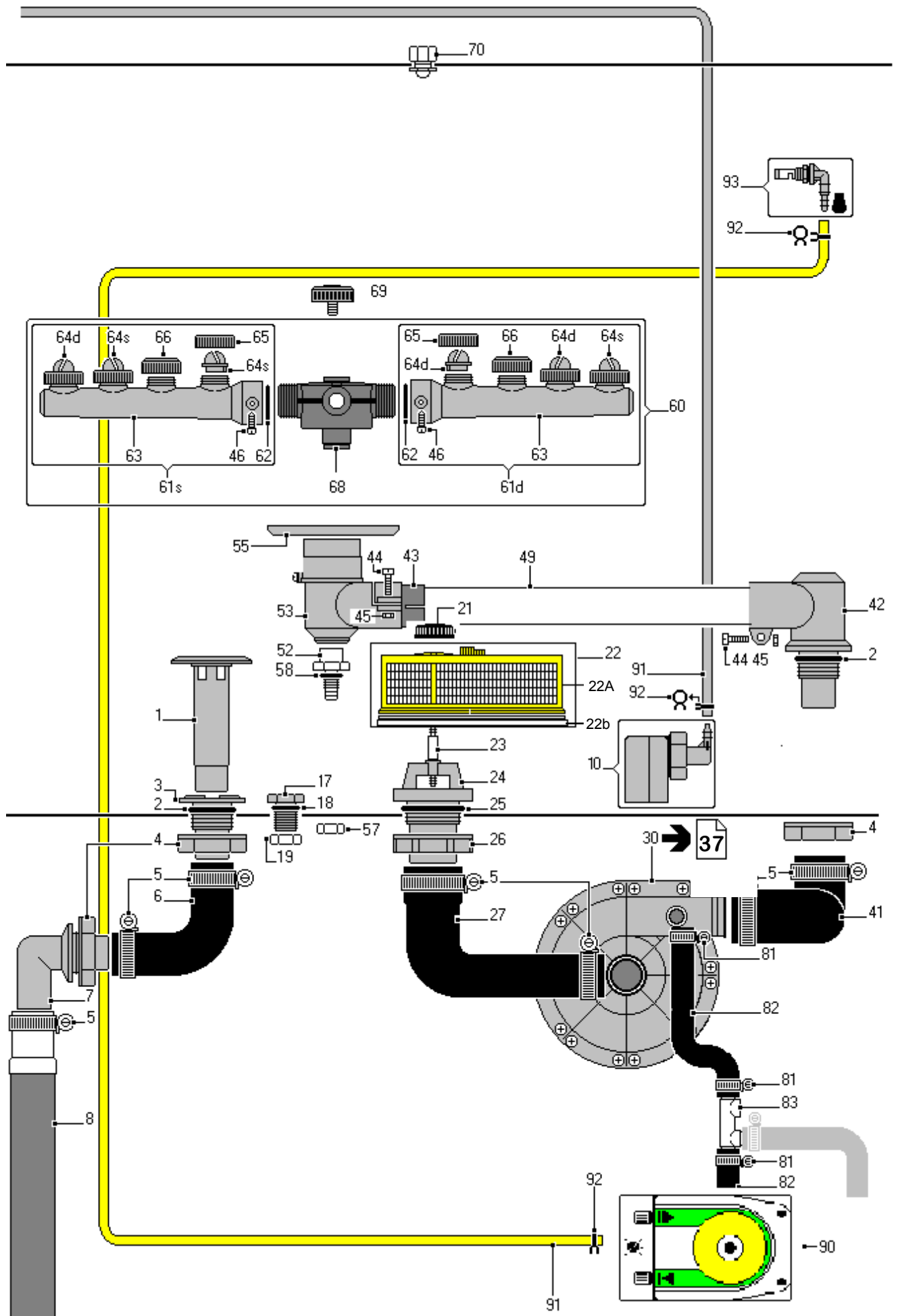
INDEX

	SB/08 SB/22	 2 – 3  4 – 5  6 – 7  8 – 9	CABINET WASH RINSE ELECTRICS
	S/22	 10 – 11  12 – 13  14 – 15  16 – 17	CABINET WASH RINSE ELECTRICS
	S/41-42 S/425	 18 – 19  20 – 21  22 – 23  24 – 25	CABINET WASH RINSE ELECTRICS
	W/14 W/15	 26 – 27  28 – 29  30 – 31  32 – 33  34 – 35	CABINET WASH RINSE ELECTRICS ELECTRICS
		 36 – 37	WASH PUMPS RINSE AID DISPENSERS
		 38 – 39	WASH AND RINSE ARM LAYOUTS
		 40  41	ACCESSORIES SOFTENER SPARES WATER SOFTENERS

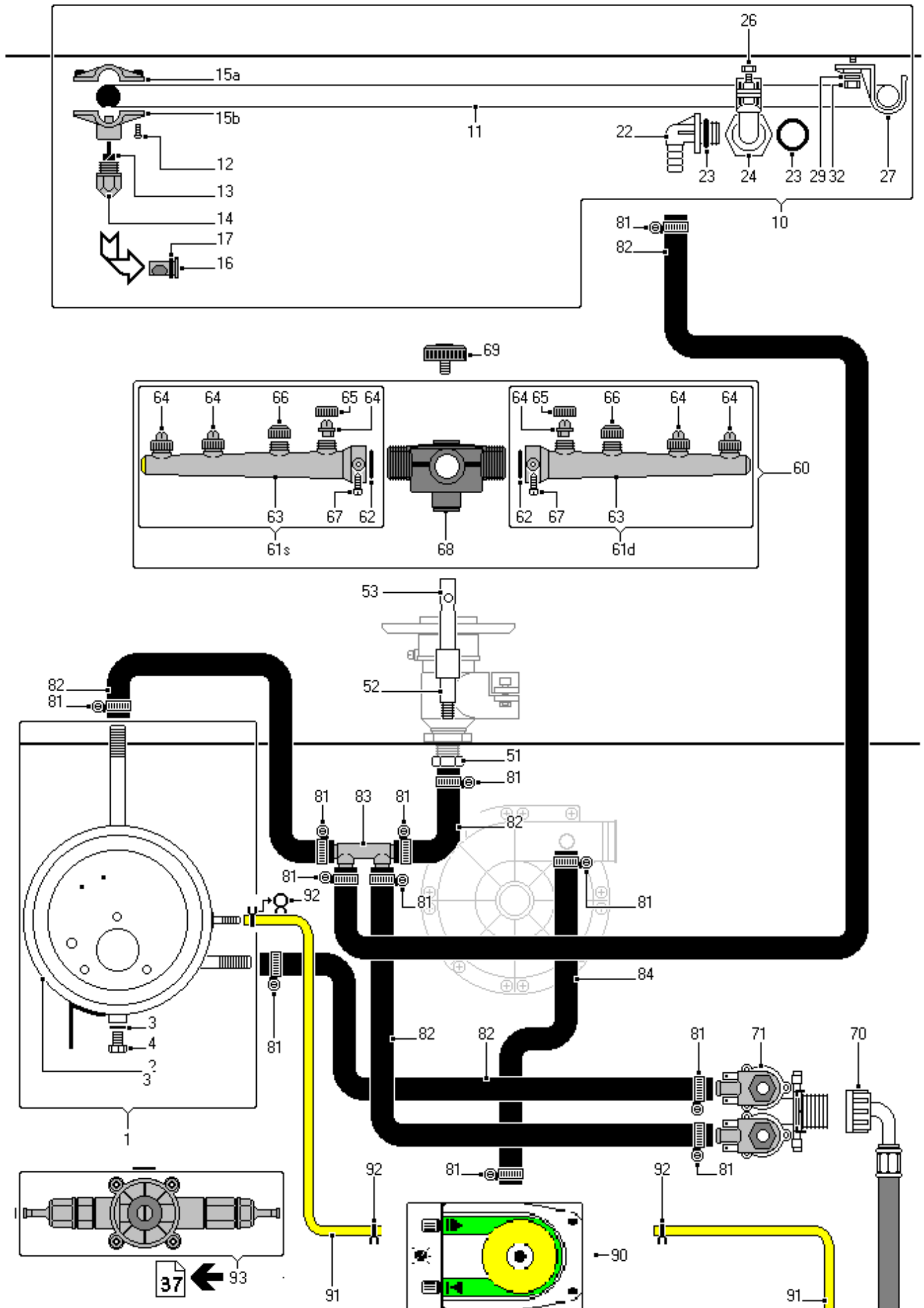
Ref.	SB/08	SB/22	DESCRIPTON
1	VASCB08		WASH TANK
		VASCB20	WASH TANK
2	PORT10M		DOOR
		PORT22M	DOOR
3	BASAB10		BASE
		BASAB20	BASE
4	PASU08		TOP COVER
5		PASU20B	TOP COVER
6		PACO20B	CONTROL PANEL SUPPORT
7	PAP010		BACK PANEL - mm.65
		PAP022	BACK PANEL - mm.67
8	FOBA10		LOWER COVER - BASE
		FOBA20	LOWER COVER - BASE
9	PACOPO	PACOPO	RUBBER BLOCK
10	09PESX10		DOOR HINGE ASS.-LEFT
		09PESX20	DOOR HINGE ASS.-LEFT
10a	DIPEPOM	DIPEPOM	INSERT
10b	PEPO10M		DOOR PIN
		PEPO20M	DOOR PIN
11	09PEDX10		DOOR HINGE ASS.-RIGHT
		09PEDX20	DOOR HINGE ASS.-RIGHT
12	PIPEMO	PIPEMO	PLATE
13	VIEI410	VIEI410	SCREW
20	09MANECH	09MANECH	HANDLE ASSEMBLY
20a	COSOMA	COSOMA	HANDLE BASE - BLACK
20b	MANECH	MANECH	HANDLE - BLACK
20c	VIMAPL	VIMAPL	SCREW
20d	OR106	OR106	O RING
21	DEPO10		DOOR WATER DEFLECTOR
		DEPO20	DOOR WATER DEFLECTOR
30	ANGOMO	ANGOMO	RUBBER CORNER
31	ANPLMO	ANPLMO	PLASTIC CORNER
32		MOFIMO	FIXING SPRING
33		VIAF3916N	BLACK SCREW
35	ROPI06	ROPI06	WASHER
36	VITE512	VITE512	SCREW
37	PIRE10	PIRE10	ADJUSTABLE FOOT
38	VITT510		SCREW
39		MOLANE	BLACK SIDE INSERT
41	CRPL10		LOWER FRONT PANEL
		CRHI20	LOWER FRONT PANEL
42	TACRIN		BLANK
43	PECOBR		RINSE AID BOTTLE HINGE
44	VITT515	VITT515	SCREW
51	GUDES108	GUDES120	RIGHT/LEFT GLIDER
52	DAMEM06	DAMEM06	NUT
53	RODE06	ROD06	WASHER
54	ROPI06	ROPI06	WASHER
55		GUSI20	LEFT HAND GLIDER (OLD MODELS)
56		GUDE20	RIGHT HAND GLIDER (OLD MODELS)



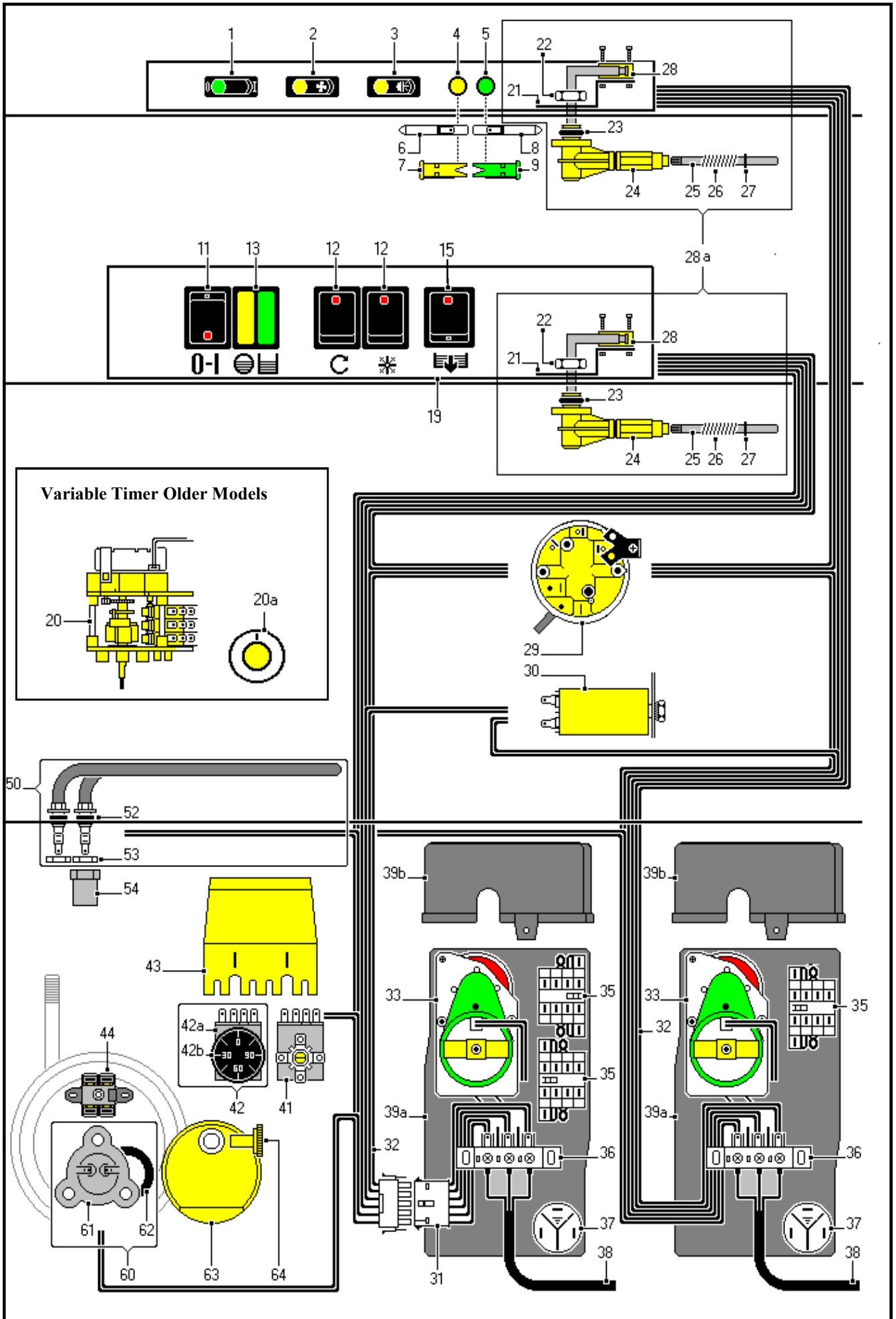
Ref.	SB/08	SB/22	DESCRIPTON
1	09TPCO10	09TPCO10	OVERFLOW PIPE ASS.
2	OR3131	OR3131	O RING
3	PISC10	PISC10	DRAIN OUTLET
4	DAPL100	DAPL100	FIXING NUT
5	FATU30	FATU30	JUBILEE CLIP
6	MASC10	MASC20	DRAIN HOSE
7	GOSC10	GOSC10	DRAIN ELBOW
8	TUSC10	TUSC10	DRAIN PIPE
10	09GAARIA	09GAARIA	AIR TRAP ASSEMBLY
17	TAPL014	TAPL038	PLASTIC BLANK
18	OR122	OR122	O RING
19	DAOT014	DAOT038	FIXING NUT
21	NOFIFI	NOFIFI	FILTER FIXING NUT
22	09FIPL10L	09FIPL10L	PLASTIC FILTER ASSEMBLY
22A	FIPL10	FIPL10	PLASTIC FILTER
22B	BAF10	BAF10	FILTER BASE
23	ASFICO	ASFICO	FILTER ROD
24	PIAS10	PIAS10	FILTER SUPPORT
25	OR3168	OR3168	O RING
26	DAPL114	DAPL114	FIXING NUT
27	MAAS10	MAAS10	WASH PUMP HOSE
30	EPIM030		PUMP HP 0,30-220-50Hz
		EPIM060	PUMP HP 0,60-220-50Hz
41	MAMAR1		WASH RUBBER HOSE
		MAMAR2	WASH RUBBER HOSE
42	PIEN10	PIEN10	SUPPORT
44	VIEI516	VIEI516	SCREW
45	DAMEM05	DAMEM05	NUT
46	VIAF2913	VIAF2913	SCREW
49	TUIN10		S/S TUBE-LOWER WASH
		TUIN20	S/S TUBE-LOWER WASH
52	SURI10	SURI10	RINSE SUPPORT
53	SULRI10J	SULRI10J	LOWER WASH/RINSE ELBOW
55	GHLAIN	GHLAIN	LOWER WASH DEVIATOR
57	DAOT014	DAOT014	NUT
58	OR117	OR117	O RING
60	09GILRB10		WASH/RINSE ARM ASS.
		09GILRB20	WASH/RINSE ARM ASS.
61d	09ALDX10		WASH ARM ASS.-RIGHT
		09ALDX20	WASH ARM ASS.-RIGHT
61s	09ALSX10		WASH ARM ASS.-LEFT
		09ALSX20	WASH ARM ASS.-LEFT
62	OR124	OR124	O RING
63	ASLA10		WASH ARM
		ASLA20	WASH ARM
64d	GELASD	GELASD	WASH JET - RIGHT
64s	GELASS	GELASS	WASH JET - LEFT
65	GHGELA	GHGELA	WASH JET FIXING RING
66	TAGELA	TAGELA	WASH JET BLANK
68	MOGISB	MOGISB	WASH/RINSE CENTER
69	NOFIMO	NOFIMO	FIXING NUT
70	09SCPOCO	09SCPOCO	DOOR CATCH ASS.
81		FATU12	JUBILEE CLIP
82		TG1117	RINSE HOSE PER METRE
83		RAPL1T	T CONNECTION
90		XMPZDODEBO	DETERGENT PUMP AND CONTROLLER
91	TUCR64	TUCR64	DETERGENT HOSE PER METRE
92	FAMO46	FAMO46	CLIP
93	09INDEVA	09INDEVA	DETERGENT INJECTOR

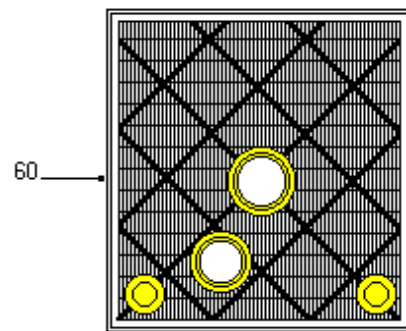
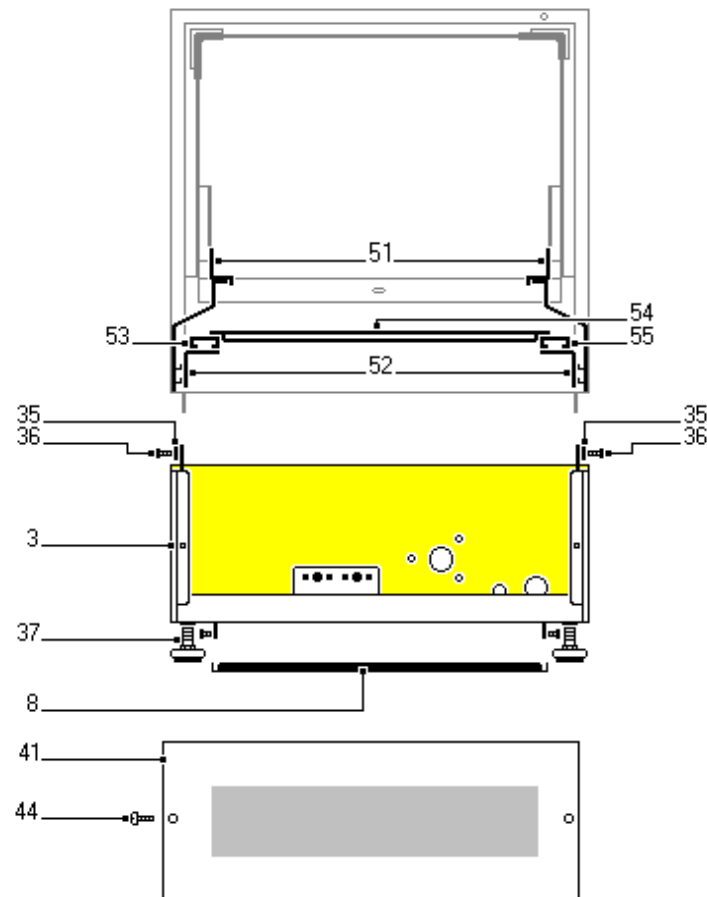
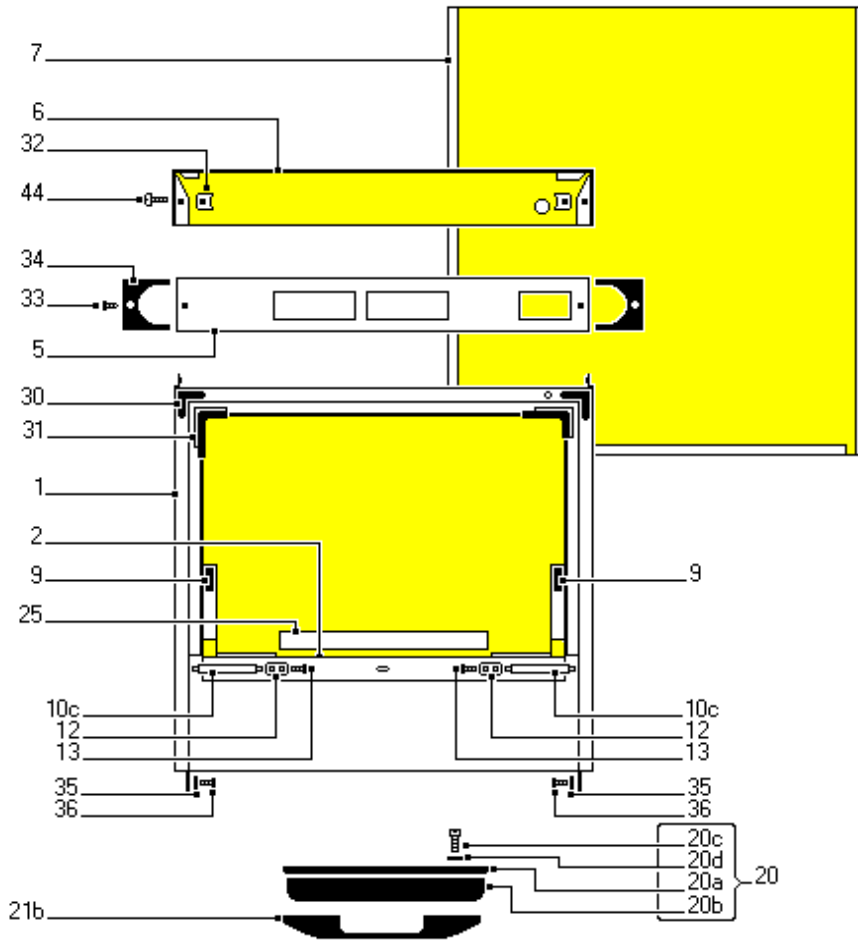


Ref.	SB/08	SB/22	DESCRIPTON
1	09BOMO10		RINSE TANK ASS.S/PHASE
		09BOMO20	RINSE TANK ASS.S/PHASE
2	BOMO10N		RINSE TANK - SINGLEPHASE
		BOMO20N	RINSE TANK - SINGLEPHASE
3	GUTA12	GUTA12	SEAL
4	VITE810	VITE810	BOLT
10	09ASRS10	09ASRS20	TOP RINSE ARM ASSEMBLY
11	ASRS10	ASRS20	TOP RINSE ARM
12	VITC410	VITC410	SCREW
13	DIRIFR	DIRIFR	RINSE SPINNER
14	GERIFR	GERIFR	RINSE JET
15a	BAGERI	BAGERI	RINSE JET BASE
15b	SUGERI	SUGERI	RINSE JET SUPPORT
16	TAAS10	TAAS10	RINSE ARM STOPPER
17	OR106	OR106	O RING
22	PGRSSB	PGRSSB	TOP RINSE SPROCKET
23	OR128	OR128	O RING
24	GORSSB	GORSSB	TOP RINSE ELBOW
26	DAMEM04	DAMEM04	NUT
27	SUASSB	SUASSB	RINSE ARM SUPPORT
29	ROPI06	ROPI06	WASHER
32	DAMEM06	DAMEM06	FIXING NUT
51	DAOT038	DAOT038	NUT
52	PRPE10	PRPE10	RINSE SHAFT EXTENSION
53	PEIN10	PEIN10	RINSE SHAFT EXTENSION
60	09GILRB10		WASH/RINSE ARM ASS.
		09GILRB20	WASH/RINSE ARM ASS.
61d	09ARID10		RINSE ARM ASS.-RIGHT
		09ARID20	RINSE ARM ASS.-RIGHT
61s	09ARIS10		RINSE ARM ASS.-LEFT
		09ARIS20	RINSE ARM ASS.-LEFT
62	OR118	OR118	O RING
63	ASRI10		RINSE ARM
		ASRI20	RINSE ARM
64	GERIFS	GERIFS	RINSE JET
65	GHGERI	GHGERI	RINSE JET FIXING RING
66	TAGERI	TAGERI	RINSE JET STOPPER
67	VIAF2913	VIAF2913	SCREW
68	MOGISB	MOGISB	WASH/RINSE CENTER
69	NOFIMO	NOFIMO	FIXING NUT
70	TUCAVA	TUCAVA	FILLING HOSE
71	ELVA2V	ELVA2V	2 WAY SOLENOID VALVE
81	FATU12	FATU12	JUBILEE CLIP
82	TG1117	TG1117	RINSE HOSE PER METRE
83	RAPL2T	RAPL2T	DOUBLE T CONNECTION
84	TGDB20	TGDB20	RUBBER HOSE
89	TUEVB010	TUEVB010	RUBBER HOSE FOR RINSE TANK
90	XMPZDOBRBO	XMPZDOBRBO	ELECTRONIC RINSE AID PUMP
91	TUSI48	TUSI48	SILICON HOSE PER METRE
92	FAMO46	FAMO46	SPRING CLIP
93	DOBRDE	DOBRDE	RINSE AID DISPENSER
95	TGO510	TGO510	RINSE HOSE PER METRE

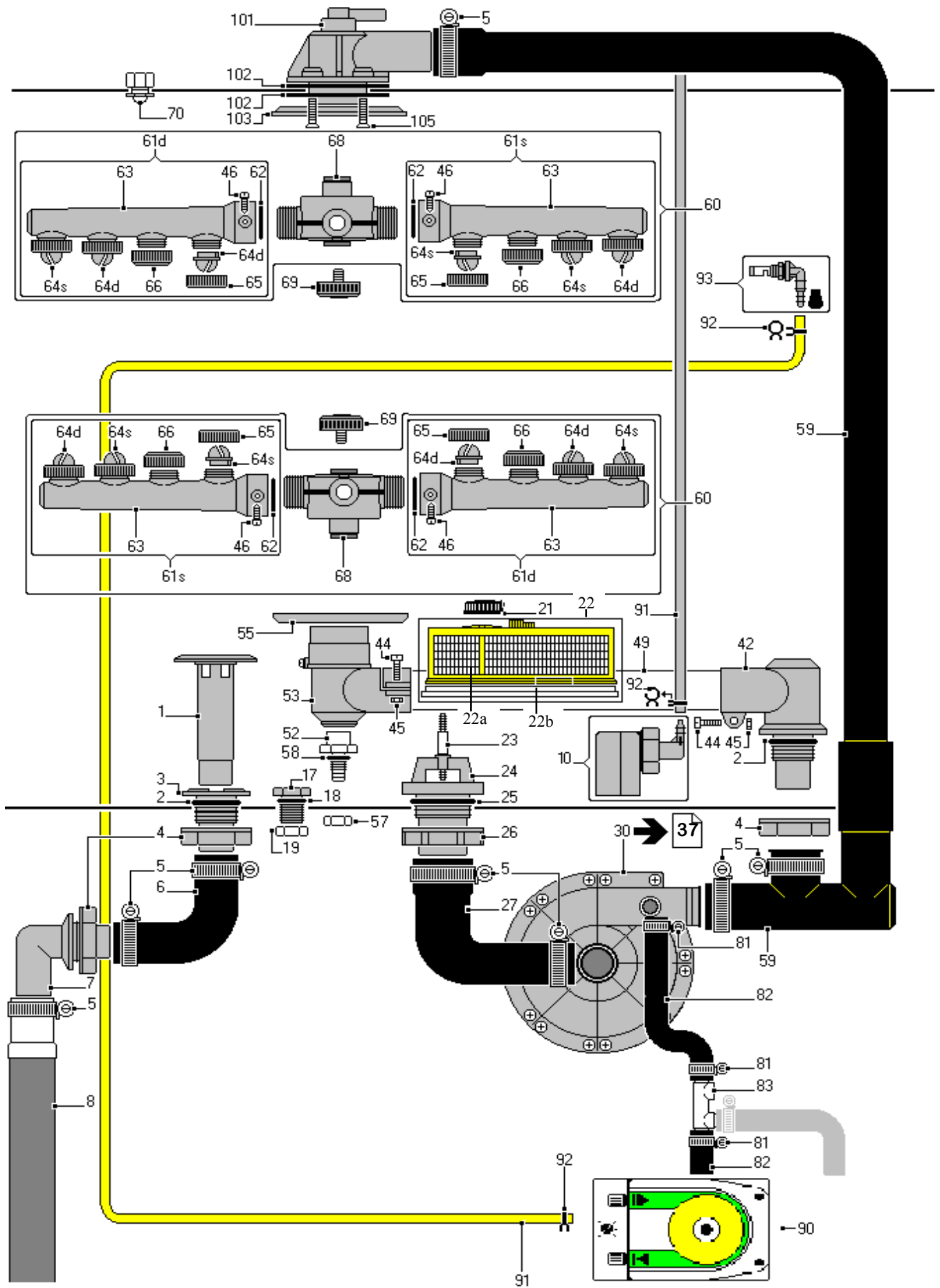


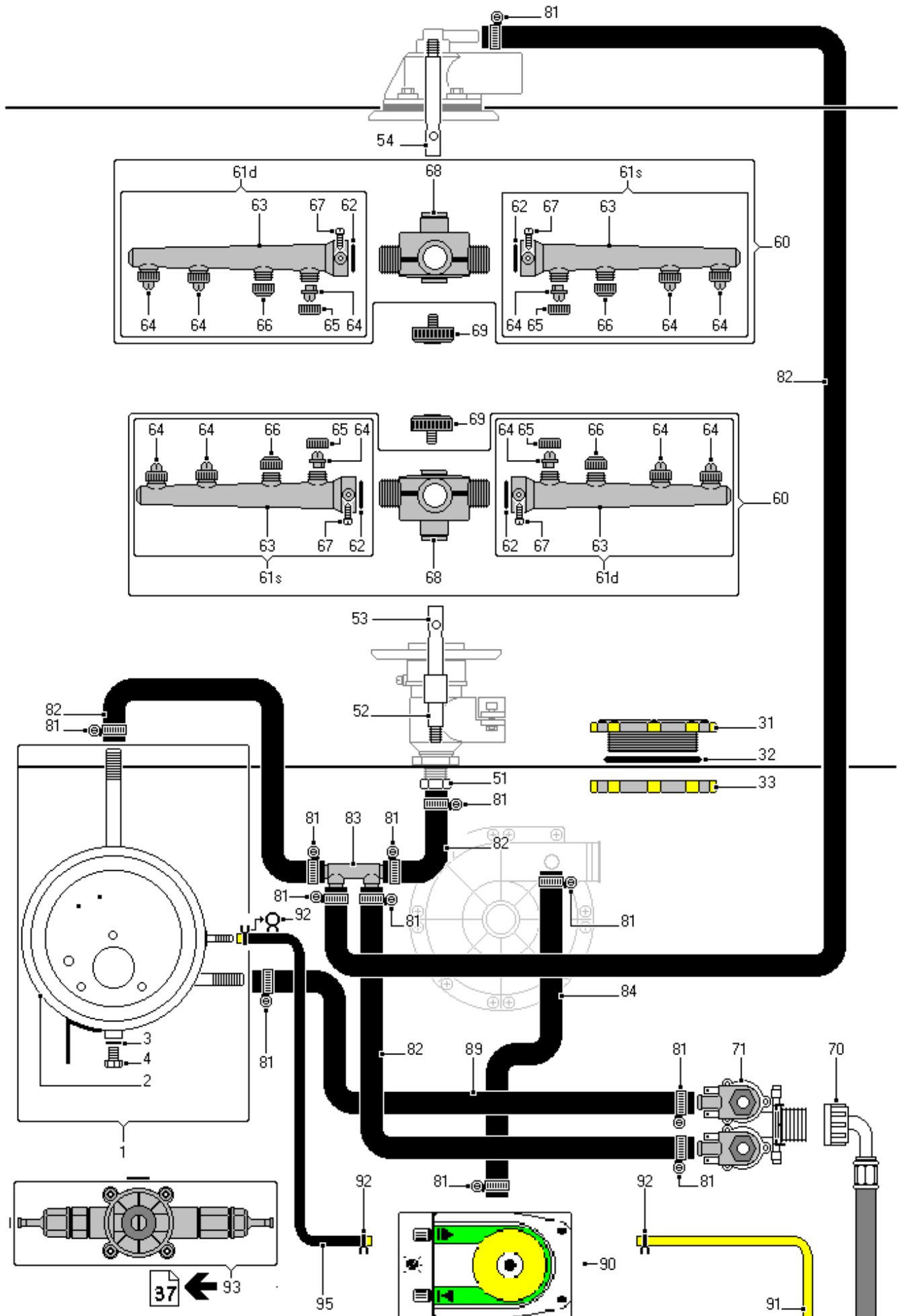
Ref.	SB/08	SB/22	DESCRIPTION
1	INGERB		MAIN OFF/ON SWITCH
2	PUCIRB		CYCLE SWITCH
3	PURFRB		COLD RINSE SWITCH
4	09SPTGRB		AMBER LIGHT ASSEMBLY
5	09SPTVRV		GREEN LIGHT ASSEMBLY
6	LASPGI		LIGHT BULB
7	GELUGI		AMBER LIGHT COVER
8	LASPVE		LIGHT BULB
9	GELUVE		GREEN LIGHT COVER
11		INGENE	MAIN OFF-ON SWITCH
12		PUGENE	PUSH SWITCH
13		SPLUDO	DOUBLE CONTROL LIGHT
15	PUDENE	PUDENE	DRAIN PUMP SWITCH
19		TAORHIB20	CONTROL PLATE
20		PRCIH5	CYCLE TIMER 1-6 MINUTES
20a		MAPRHI	TIMER KNOB
21	SUINRB	SUINRB	MICROSWITCH SUPPORT
22	DAOT038	DAOT038	FIXING NUT
23	OR122	OR122	O RING
24	09COPLMI	09COPLMI	MICROSWITCH SUPPORT
25	ASMIPO	ASMIPO	SWITCH ROD
26	MOMIPO	MOMIPO	SPRING
27	ANSEMI	ANSEMI	SEEGER RING
28	INMIPOOR	INMIPOOR	DOOR SAFETY SWITCH
28a	09INMIRS	09INMIRS	DOOR SAFETY SWITCH ASS
29	PRLI10	PRLI10	PRESSURE SWITCH
30	COPO10		CAPACITOR 10 mf
		COPO12	CAPACITOR 12 mf
31		CAELINRBN	LOWER ELECTRIC CABLING
32	CAEL08		TOP ELECTRIC CABLING
		CAELSURBN	TOP ELECTRIC CABLING
33	PRCI08		CYCLE TIMER
		PRCIRB	CYCLE TIMER
35	TEBOFA	TEBOFA	CONTACTOR
36	MOSUMO	MOSUMO	SPADE CONNECTOR
37	FIANDI	FIANDI	SUPPRESSOR
38	CAAL08		CONNECTING CABLE
		CAALRB	CONNECTING CABLE
39a	SCELBA	SCELBA	BOX - BASE
39b	SCELCO	SCELCO	BOX - COVER
41	TEFILA	TEFILA	WASH THERMOSTAT 55°c
42	09TERELR	09TERELR	ADJUST.THERMOSTAT ASS.
42a	TERELR	TERELR	ADJUSTABLE THERMOSTAT
42b	MATERE	MATERE	THERMOSTAT KNOB
43		PRTERM	THERMOSTAT PROTECTION
44	TESIW15C	TESIW15C	SAFETY THERMOSTAT
50	09REVA08		WASH TANK ASS.-W.800
		09REVA18	WASH TANK ASS.-W.1800
52	GUREVA	GUREVA	WASH TANK ELEM.SEAL
53	DAREVA	DAREVA	WASH TANK ELEM.NUT
54	PRREVA	PRREVA	WASH TANK ELEM.PROT.
60	09REBO22		RINSE TANK .ASS.-W.2200
		09REBO30	RINSE TANK .ASS.-W.3000
61	REBOM22		RINSE TANK ELEM.-W.2200
		REBOM30	RINSE TANK ELEM.-W.3000
62	GUREBOM	GUREBOM	RINSE TANK ELEM.SEAL
63		PRREBOM	RINSE TANK PROTECTION
64		NOPRBOM	NUT

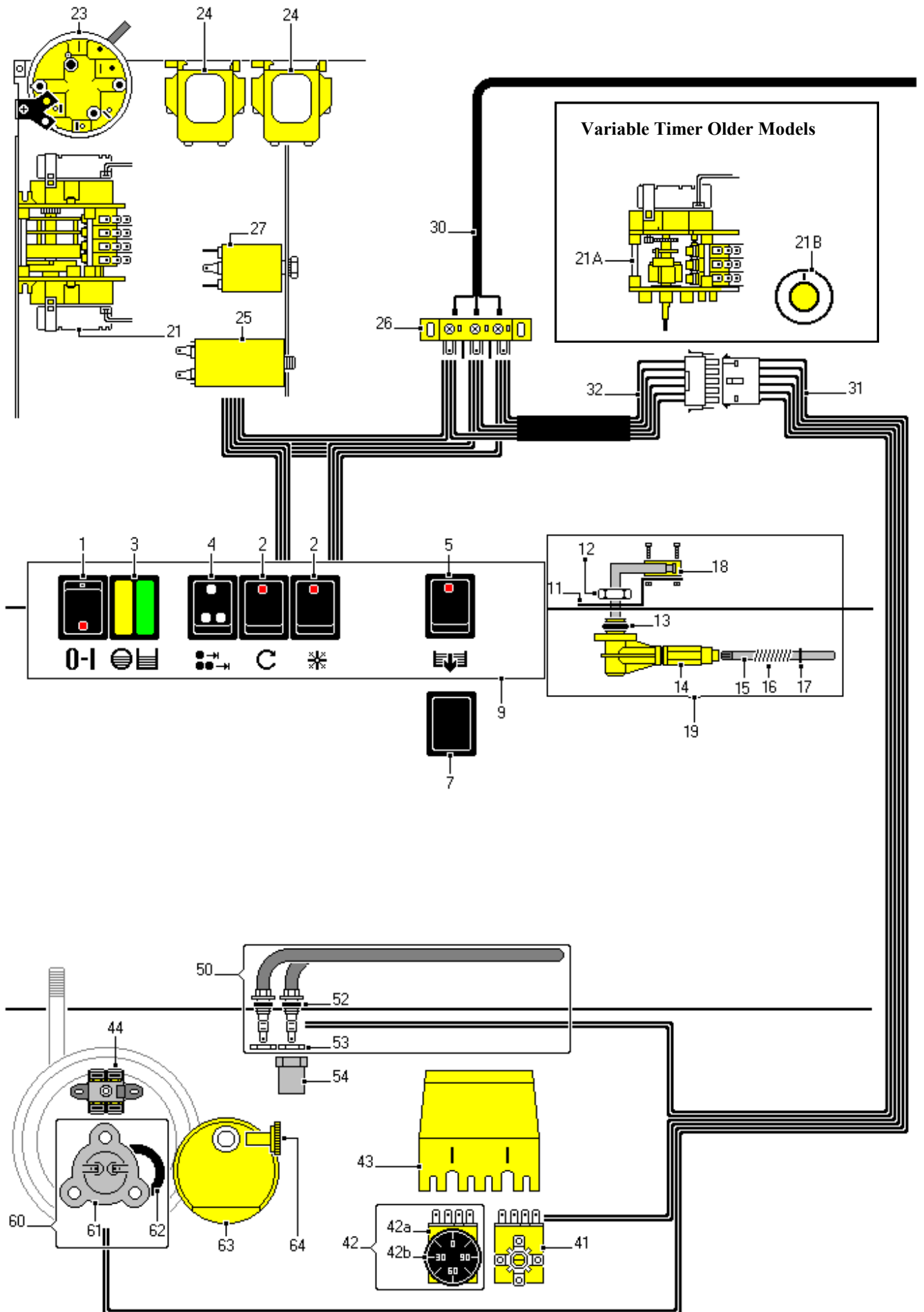



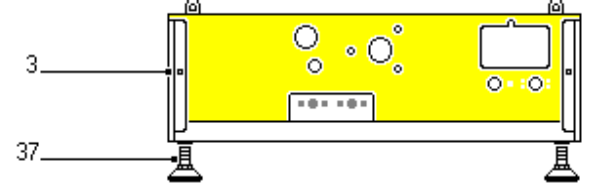
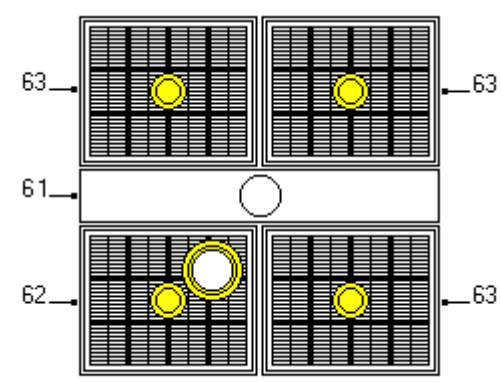
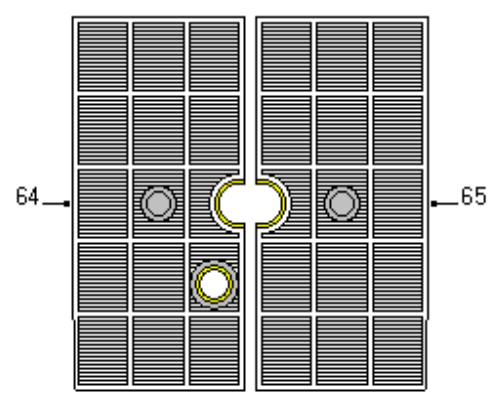
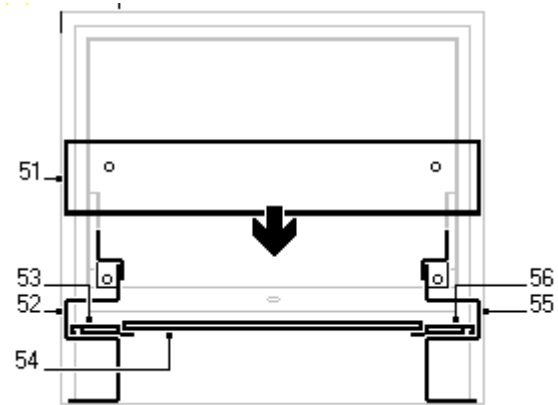
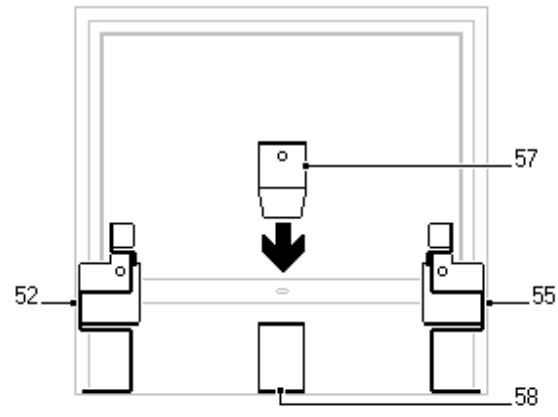
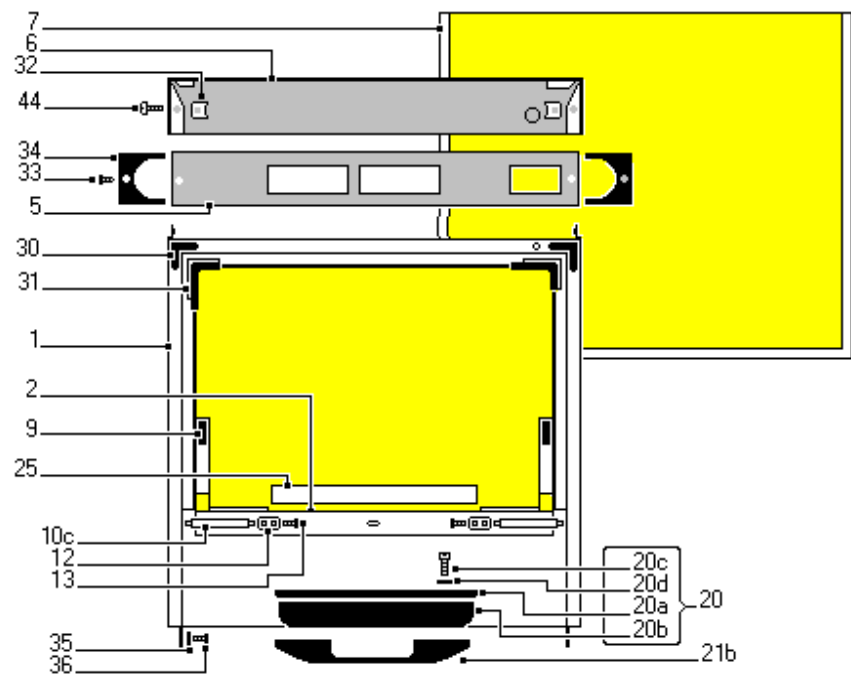


Ref.	S/22	DESCRIPTON
1	09TPCO10	OVERFLOW PIPE ASS.
2	OR3131	O RING
3	PISC10	DRAIN OUTLET
4	DAPL100	FIXING NUT
5	FATU30	JUBILEE CLIP
6	MASC20	DRAIN HOSE
7	GOSC10	DRAIN ELBOW
8	TUSC10	DRAIN PIPE
10	09GAARIA	AIR TRAP ASSEMBLY
17	TAPL038	PLASTIC BLANK 3/8"
18	OR122	O RING
19	DAOT038	FIXING NUT
21	NOFIFI	FILTER FIXING NUT
22	09FIPL10L	PLASTIC FILTER ASSEMBLY
22A	FIPL10	PLASTIC FILTER
22B	BAF10	FILTER BASE
23	ASFICO	FILTER ROD
24	PIAS10	FILTER SUPPORT
25	OR3168	O RING
26	DAPL114	FIXING NUT
27	MAAS10	WASH PUMP HOSE
30	EPIM060	PUMP HP 0,60-220-50Hz
42	PIEN10	SUPPORT
44	VIEI516	SCREW
45	DAMEM05	NUT
46	VIAF2913	VIAF2913
49	TUIN20	S/S TUBE - LOWER WASH
52	SURI10	RINSE SUPPORT
53	SULRI10	LOWER WASH/RINSE ELBOW
55	GHLAIN	LOWER WASH DEVIATOR
57	DAOT014	NUT
58	OR117	O RING
59	MAMA2US2	WASH RUBBER HOSE
60	09GILR20	WASH/RINSE ARM ASS.
61d	09ALDX20	WASH ARM ASS.-RIGHT
61s	09ALSX20	WASH ARM ASS.-LEFT
62	OR124	O RING
63	ASLA20	WASH ARM
64d	GELASD	WASH JET - RIGHT
64s	GELASS	WASH JET - LEFT
65	GHGELA	WASH JET FIXING RING
66	TAGELA	WASH JET BLANK
68	MOGIFS	WASH/RINSE CENTER
69	NOFIMO	FIXING NUT
70	09SCPOCO	DOOR CATCH ASS.
81	FATU12	JUBILEE CLIP
82	TG1117	RINSE HOSE PER METRE
83	RAPL1T	T CONNECTION
90	XMPZDOBEB0	DETERGENT PUMP AND CONTROLLER
91	TUCR64	DETERGENT HOSE PER METRE
92	FAMO46	CLIP
93	09INDEVA	DETERGENT INJECTOR
101	SULRSU	TOP WASH/RINSE SUPPORT
102	GUSULQ	CORK SEAL
103	GHLASU	TOP WASH DEVIATOR
105	VIEI620	SCREW

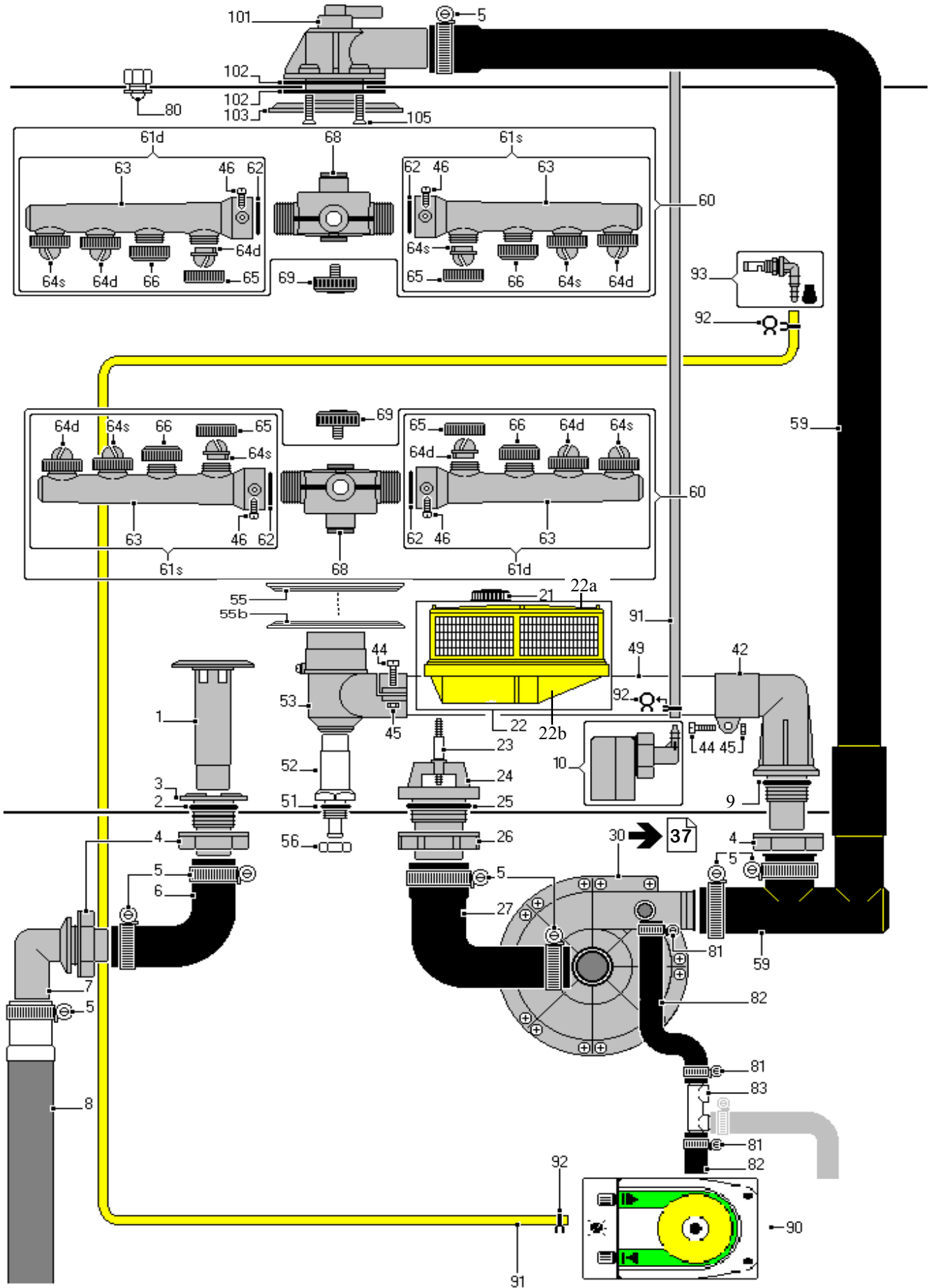




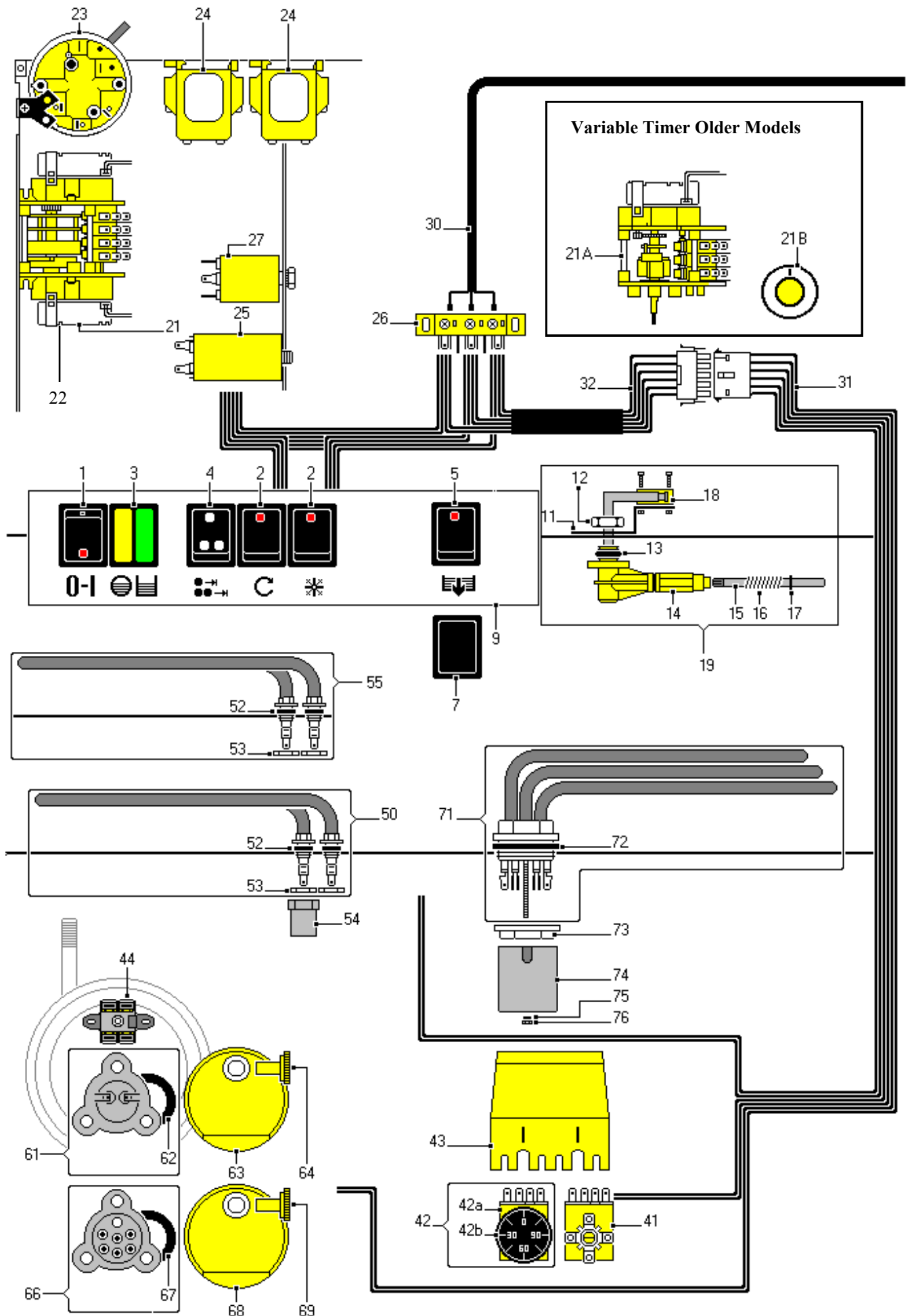


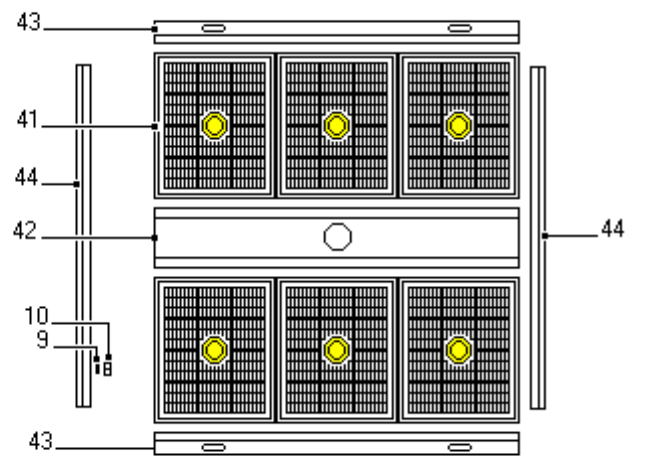
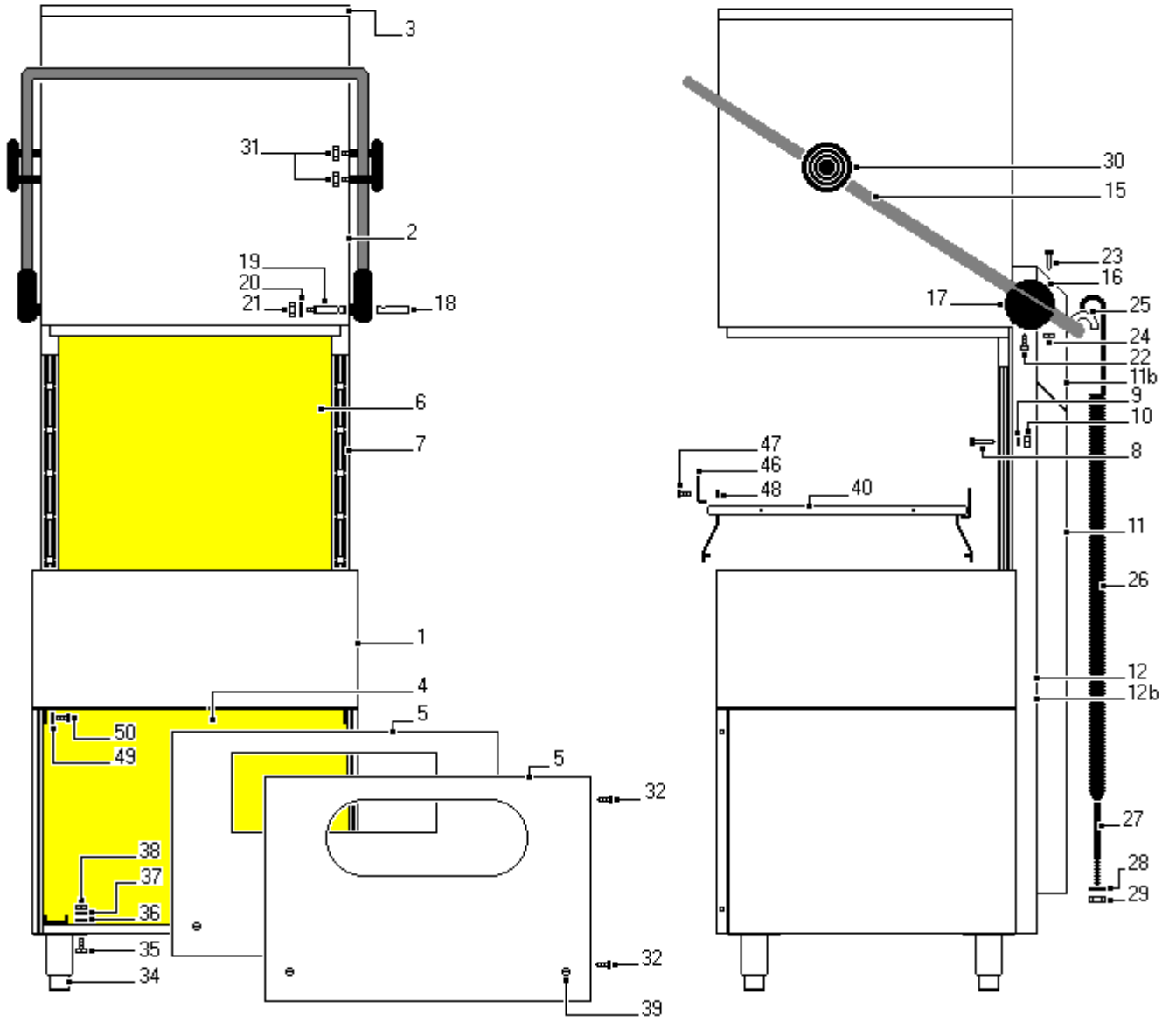


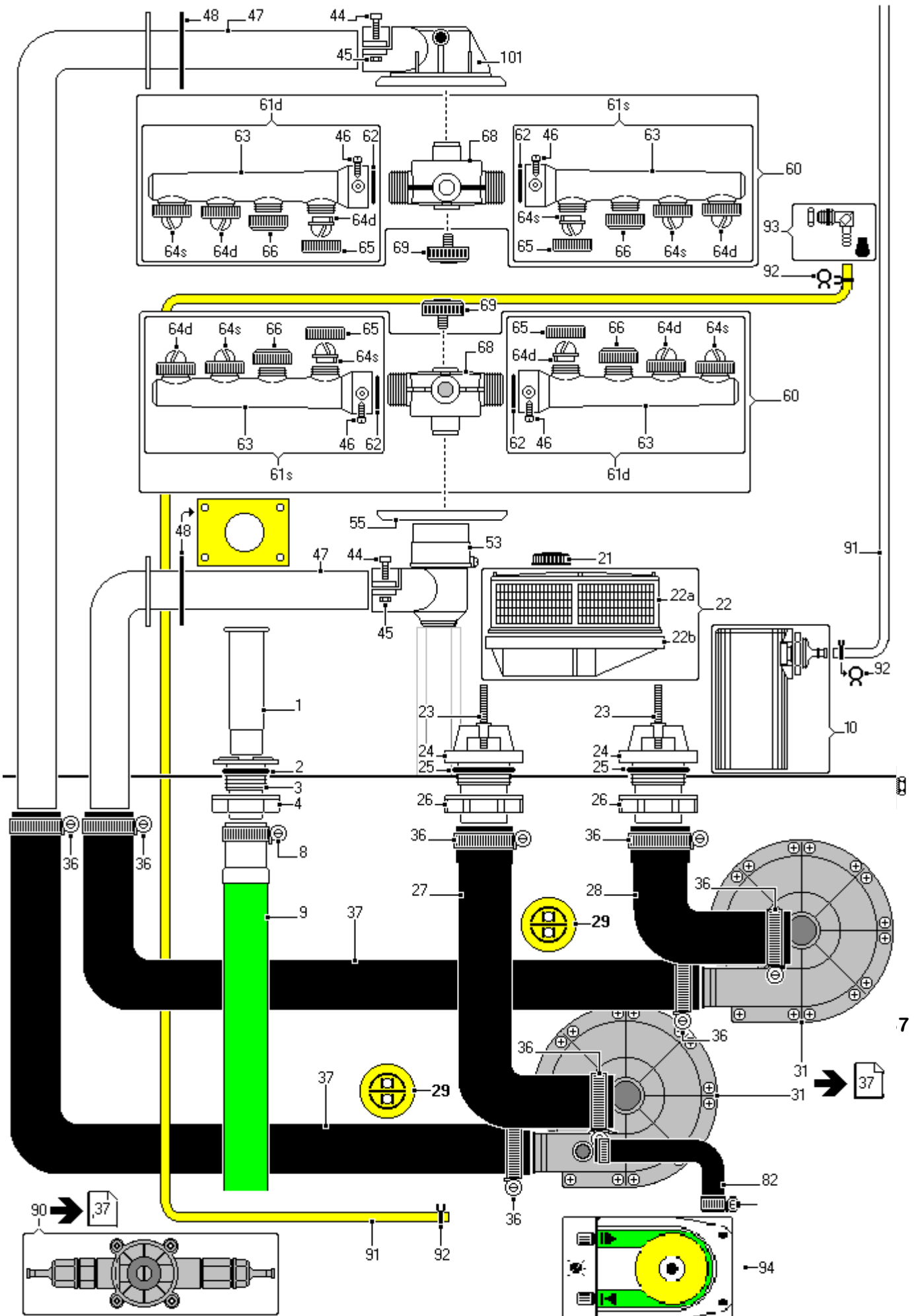
Ref.	S/41/S/42/425	DESCRIPTON
1	09TPCO42	OVERFLOW PIPE ASS.
2	OR3168	O RING
3	PISC30	DRAIN OUTLET
4	DAPL114	FIXING NUT
5	FATU40	JUBILEE CLIP
6	MASC42	DRAIN HOSE
7	GOSC30	DRAIN ELBOW
8	TUSC30	DRAIN PIPE
9	OR3181	O RING
10	09GAARIA	AIR TRAP ASSEMBLY
21	NOFIFI	FILTER FIXING NUT
22	09FIPL60	PLASTIC FILTER ASSEMBLY
22A	FIPL60	PLASTIC FILTER
22B	BAFI60	FILTER BASE
23	ASFI60	FILTER ROD
24	PIAS30	FILTER SUPPORT
25	OR3187	O RING
26	DAPL112	FIXING NUT
27	MAAS42	WASH PUMP HOSE
30	EPIM100A	PUMP HP 1,00-220-50Hz
42	PIEN42	SUPPORT
44	VIEI516	SCREW
45	DAMEM05	NUT
46	VIAF2916	SCREW
49	TUIN40	S/S TUBE - LOWER WASH
51	OR122	O RING
52	SURI42	RINSE SUPPORT
53	SULRI30	LOWER WASH/RINSE ELBOW
55	GHLAIN	LOWER WASH DEVIATOR
55B	GHLA4202	CENTRAL FILTER SUPPORT
56	DAOT038	NUT
59	MAMA2US4	WASH RUBBER HOSE
60	09GILR40	WASH/RINSE ARM ASS.
61d	09ALDX40	WASH ARM ASS. - RIGHT
61s	09ALSX40	WASH ARM ASS. - LEFT
62	OR124	O RING
63	ASLA40	WASH ARM
64d	GELASD	WASH JET - RIGHT
64s	GELASS	WASH JET - LEFT
65	GHGELA	WASH JET FIXING RING
66	TAGELA	WASH JET BLANK
68	MOGIFS	WASH/RINSE CENTER
69	NOFIMO	FIXING NUT
80	09SCPOCO	DOOR CATCH ASS.
81	FATU12	JUBILEE CLIP
82	TG1117	RINSE HOSE PER METRE
83	RAPL1T	T CONNECTION
90	XMPZDODEBO	DETERGENT PUMP AND CONTROLLER
91	TUCR64	DETERGENT HOSE PER METRE
92	FAMO46	SPRING CLIP
93	09INDEVA	DETERGENT INJECTOR
101	SULRSU	TOP WASH/RINSE SUPPORT
102	GUSULQ	CORK SEAL
103	GHLASU	TOP WASH DEVIATOR
105	VIEI620	SCREW

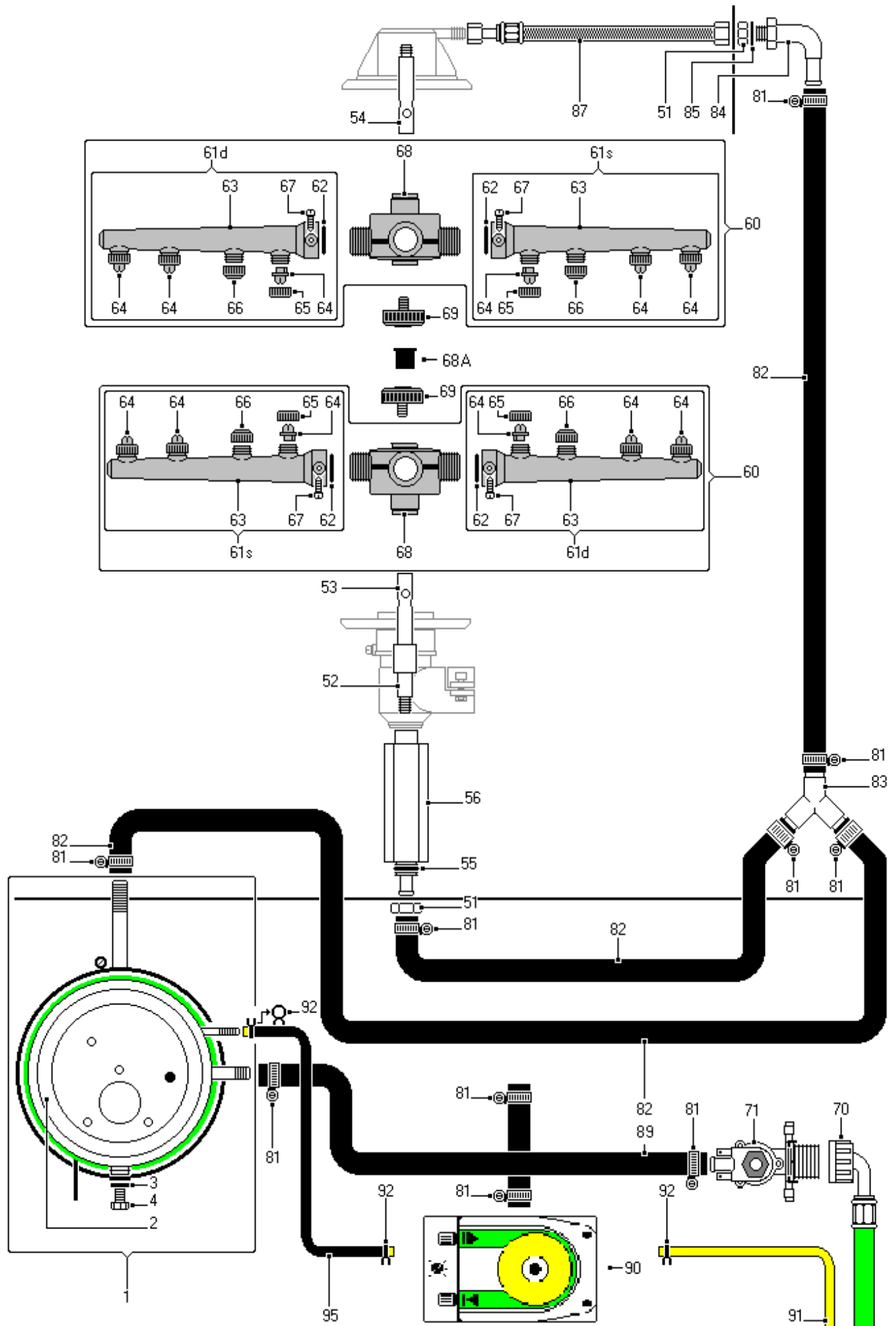


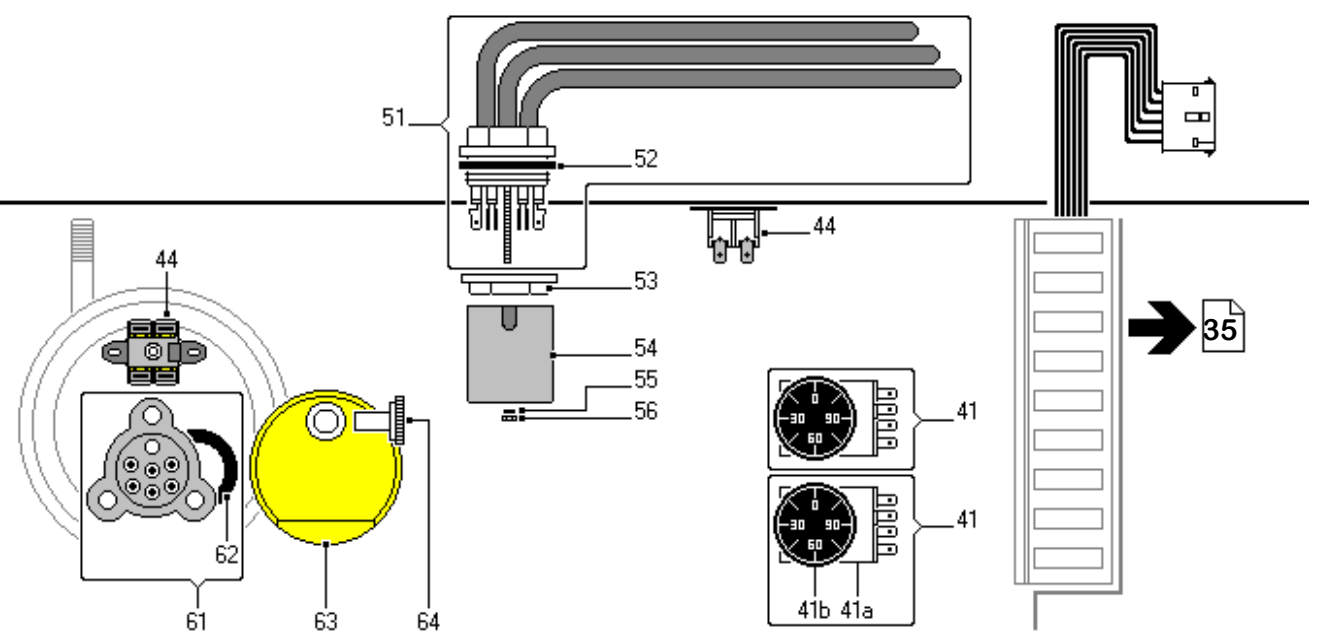
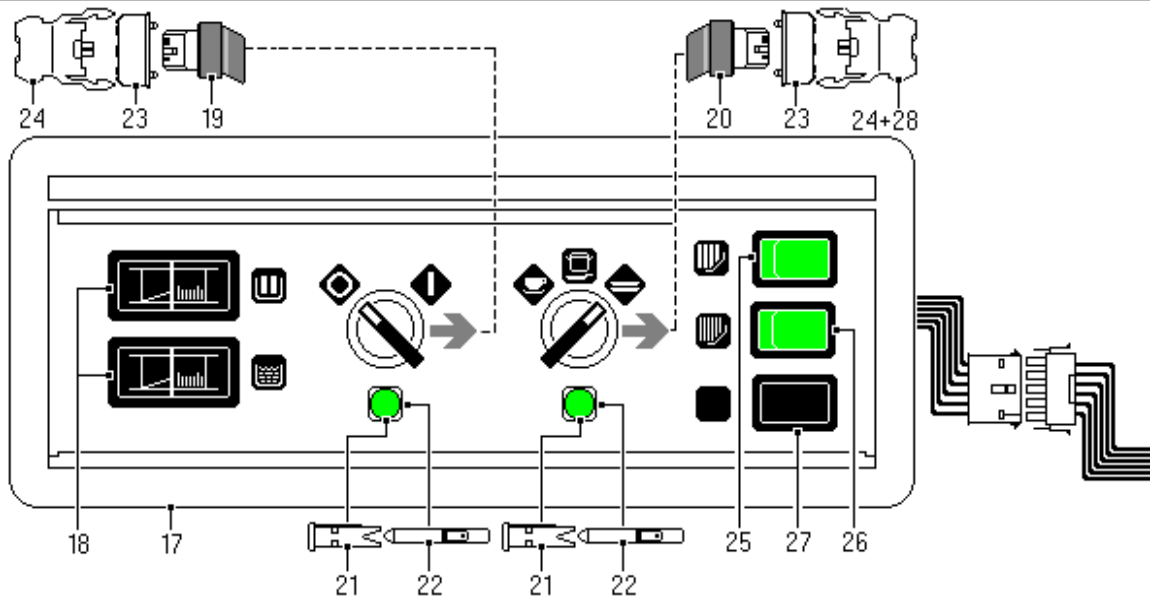
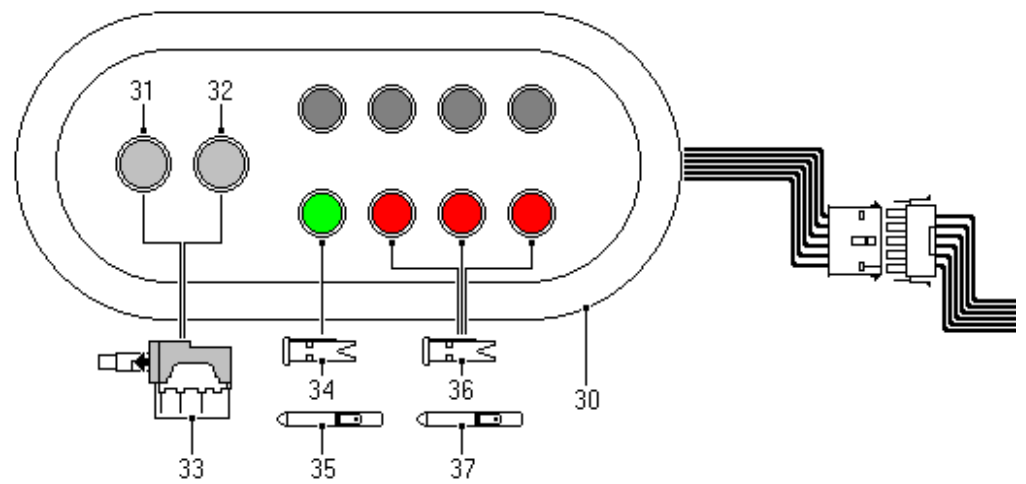
Ref	S/42/425	DESCRIPTON
1	INGENE	MAIN OFF-ON SWITCH
2	PUGENE	PUSH SWITCH-CYCLE
3	SPLUDO	DOUBLE CONTROL LIGHT
4	SECINE	CYCLE SELECTOR
5	PUDENE	DRAIN PUMP SWITCH
7	TANELA	BLANK - LARGE
9	TAORHIS42	CONTROL PLATE
10	09INMIRS	DOOR SWITCH ASSEMBLY
11	SUINRB	MICROSWITCH SUPPORT
12	DAOT038	FIXING NUT
13	OR122	O RING
14	09COPLMI	MICROSWITCH SUPPORT
15	ASMIPO	SWITCH ROD
16	MOMIPO	SPRING
17	ANSEMI	SEEGER RING
18	INMIPOOR	DOOR SAFETY SWITCH
19	09INMINPO	DOOR SAFETY SWITCH ASS
21	PRCI24	CYCLE TIMER - 2-4 MINUTES
21A	PRCIH542	CYCLE TIMER 1-6 MINUTES
21B	MAPRHI	TIMER KNOB
22	PRCIRB	TIMER S/41
23	PRLI10	PRESSURE SWITCH
24	TEBOFA	CONTACTOR
25	COPO12	CAPACITOR 12.5 mf
26	MOSUMO	SPADE CONN.-S/PHASE
	MOSUTR	SPADE CONN.-T/PHASE
27	FIANDI	SUPPRESSOR
30	CAALRB	ELECTRIC CABLE-S/PHASE
31	CAELIN	LOWER ELECTR.CABLING
32	CAELSU1T	TOP ELECTR.CABLING
41	TEFILA	WASH THERMOSTAT 55°c
42	09TERELR	ADJUST.THERMOSTAT ASS.
42a	TERELR	ADJUSTABLE THERMOSTAT
42b	MATERE	THERMOSTAT KNOB
43	PRTERM	THERMOSTAT PROTECTION
44	TESIW15C	SAFETY THERMOSTAT
50	09REVA25	WASH TANK ASS.-W.2500
52	GUREVA	WASH TANK ELEM.SEAL
53	DAREVA	WASH TANK ELEM.NUT
54	PRREVA	WASH TANK ELEM.PROT.
55	09REVA425	WASH TANK ASS.-W.4500
61	09REBO30	RINSE TANK ASS.-W.3000
62	GUREBOM	RINSE TANK ELEM.SEAL
63	PRREBOM	RINSE TANK ELEM.PROTECTION
64	NOPRBOM	NUT
66	09REBO45	RINSE TANK ELEM.-W.4500 ASS
67	GUREBOT	RINSE TANK ELEM.SEAL
68	PRREBOT	RINSE EL.PROT.-T/PHASE
69	NOPRBOT	NUT-T/PHASE PROTECT.
71	09REVA45	W/TANK EL. ASS.-W.4500
72	GUREVA45	SEAL
73	DAOT114	NUT
74	PRREVA45	ELEMENT PROTECTION
75	ROPI05	WASHER
76	DAMEM05	NUT



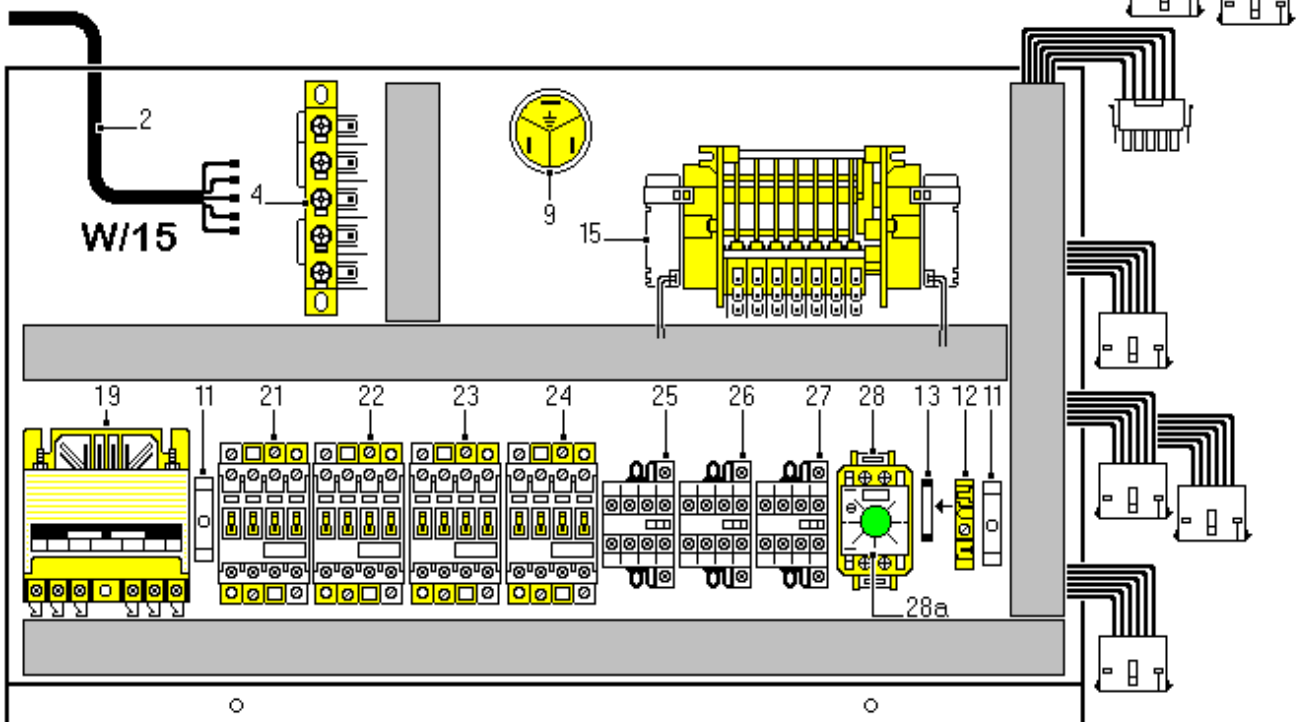
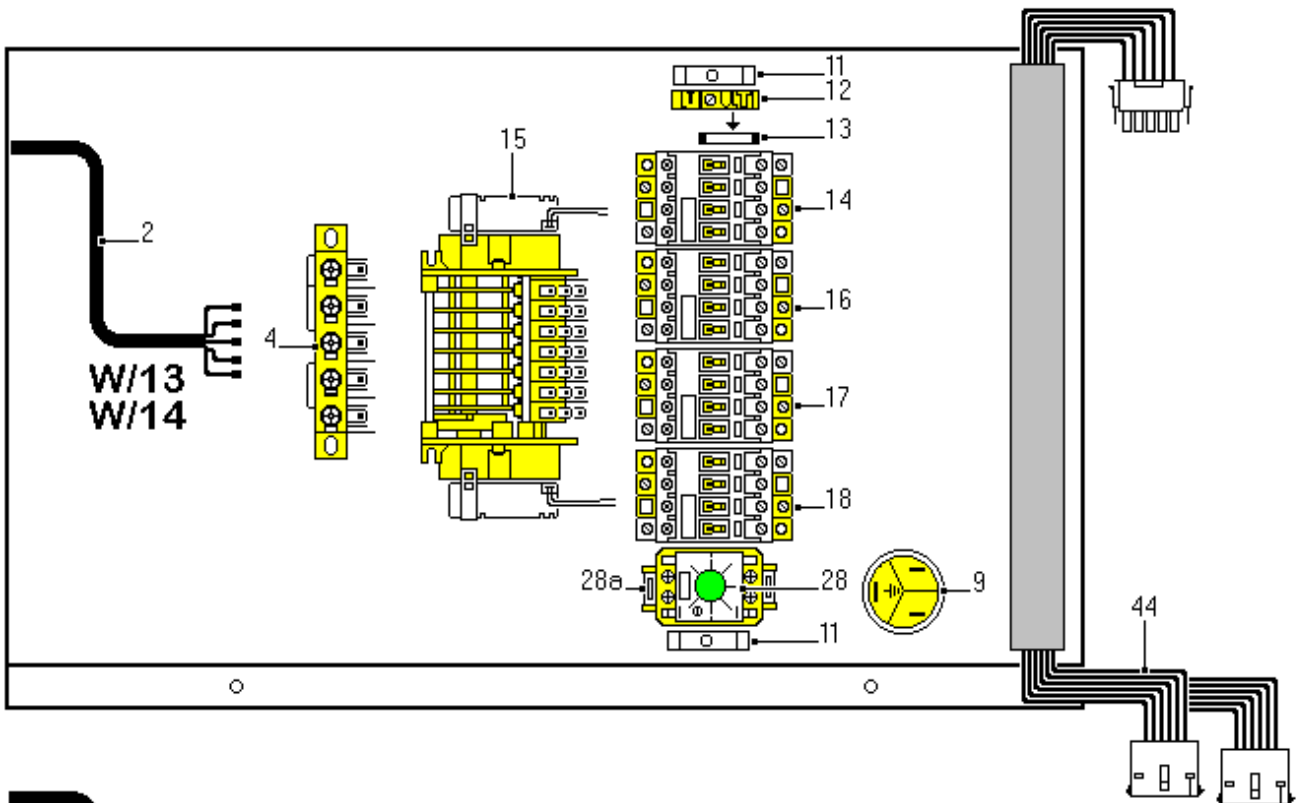
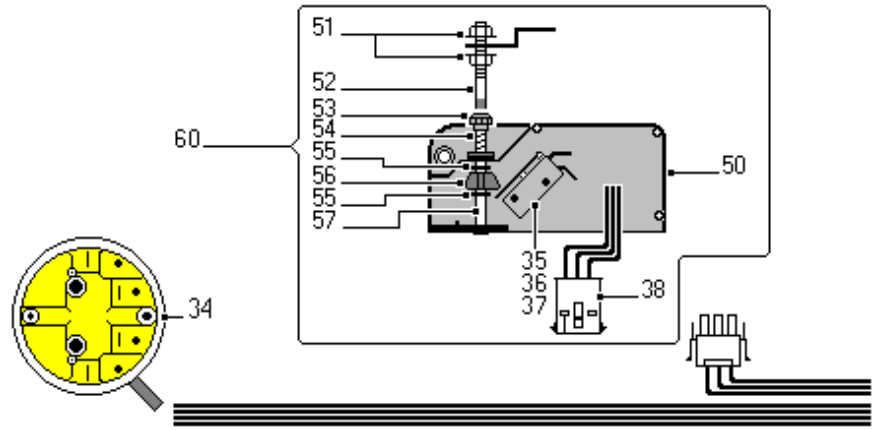


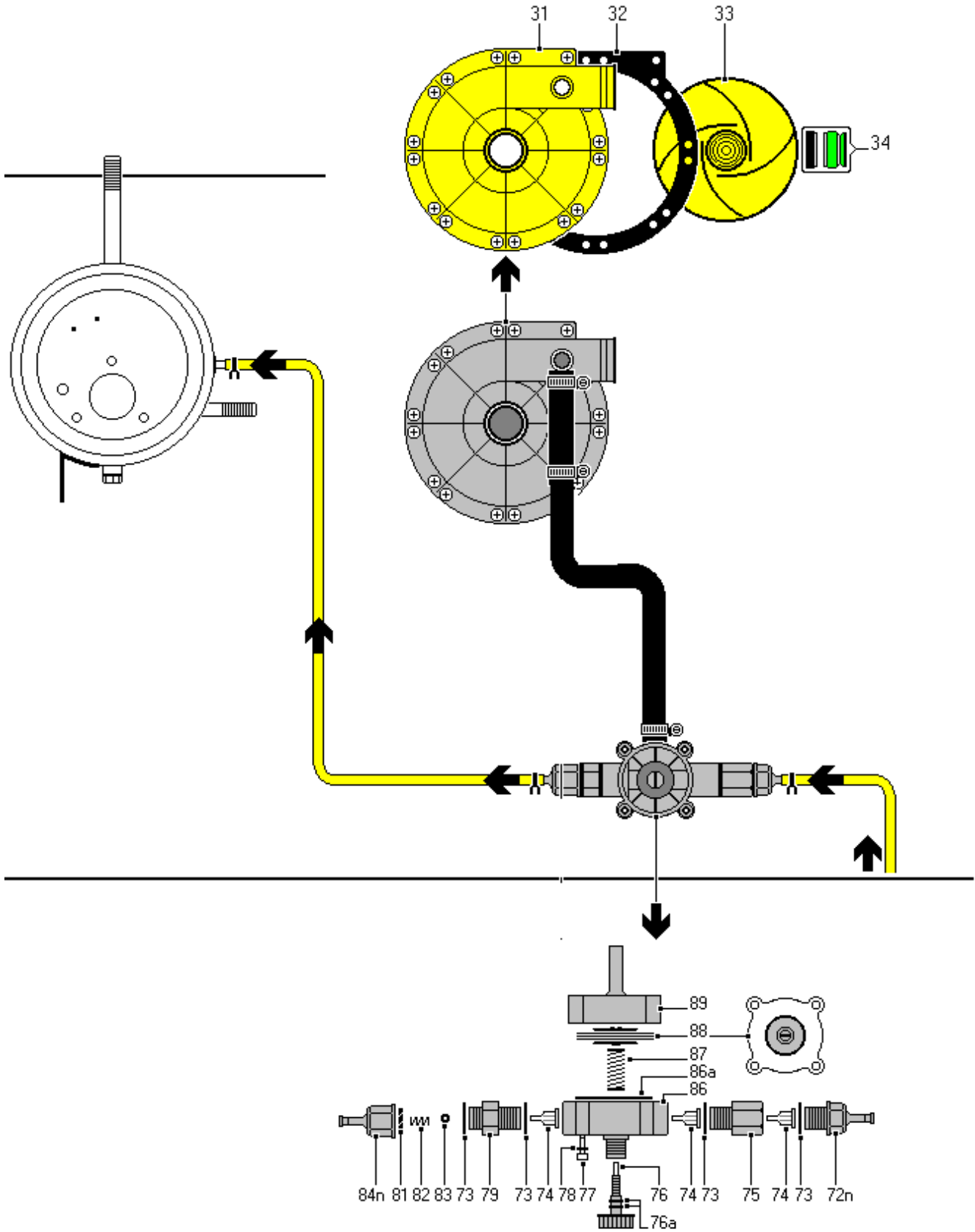


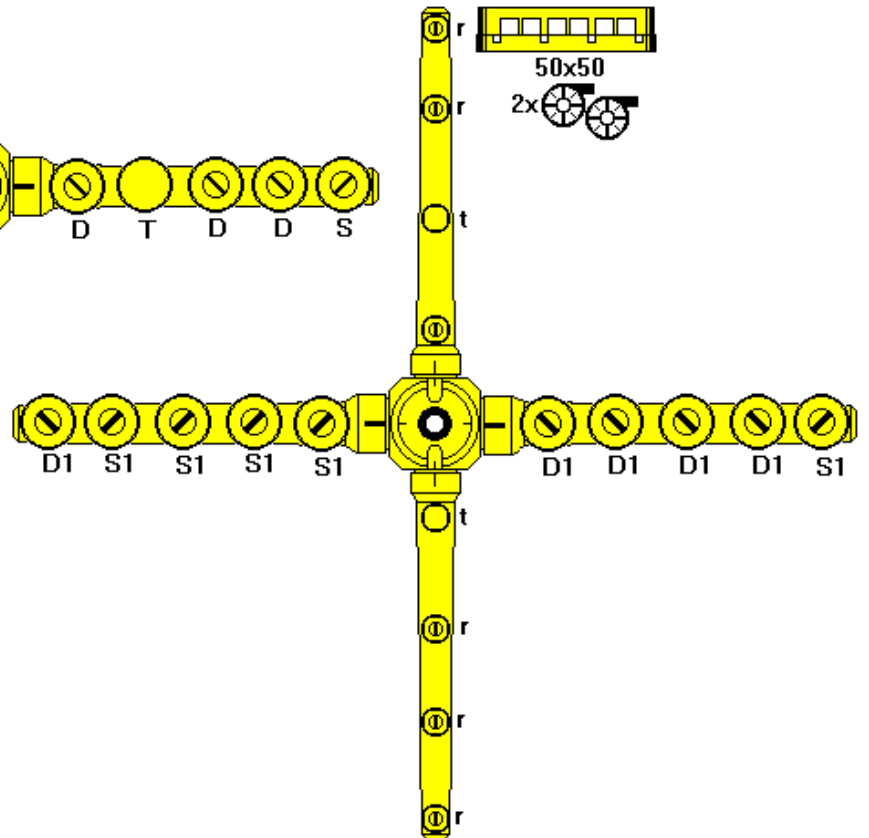
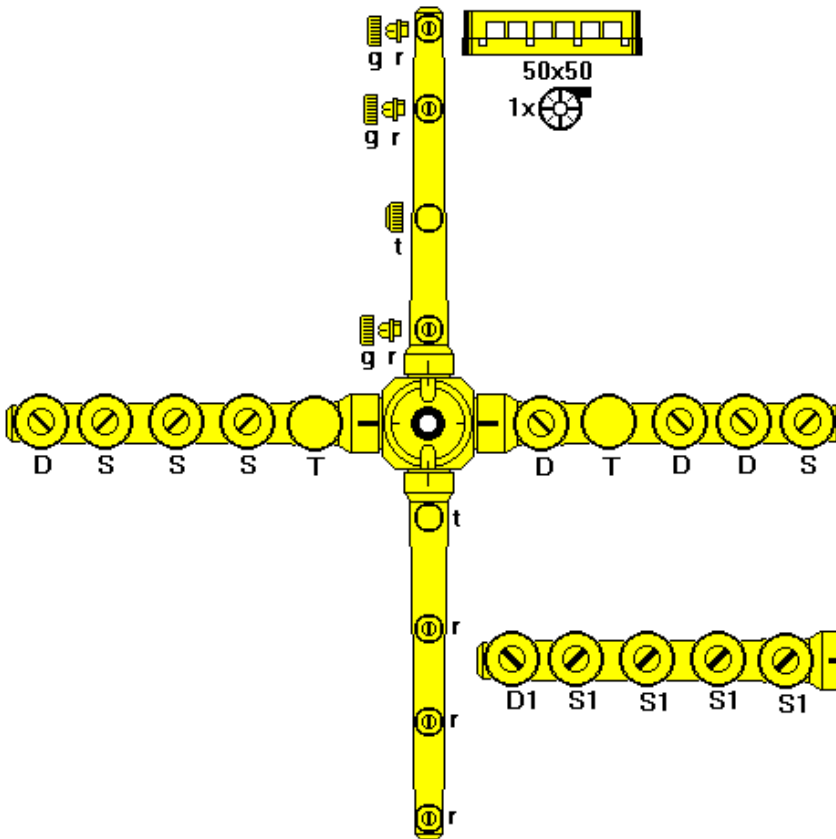
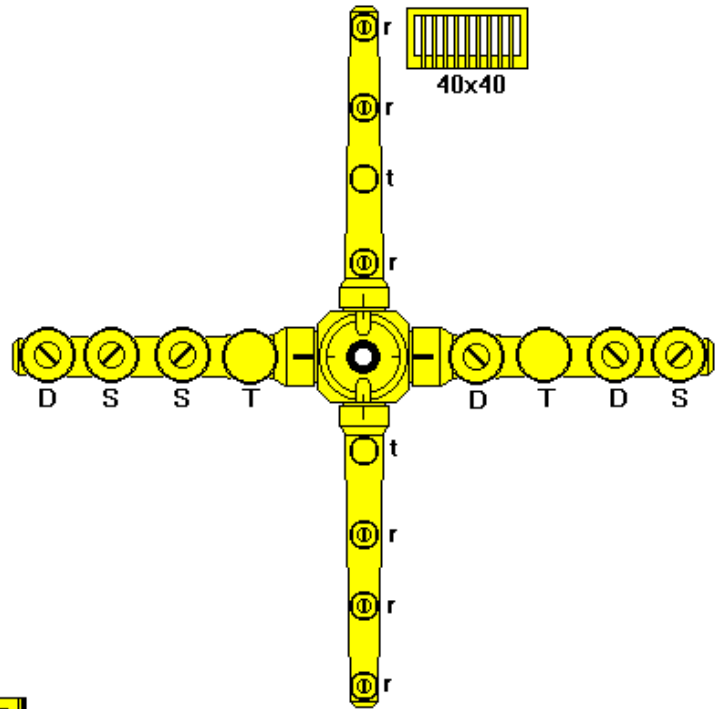
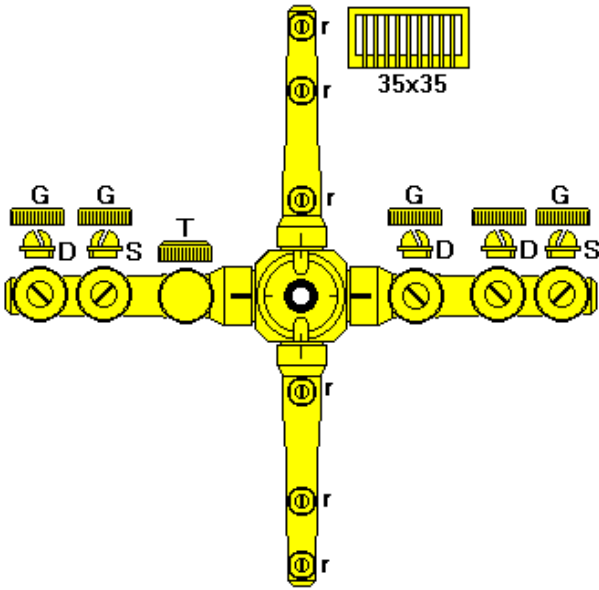




Ref.	W/14	W/15	DESCRIPTON
2	CAALTR	CAALTR	ELECTRIC CABLE - T/PHASE PER METRE
4	MOSUTR	MOSUTR	SPADE CONN. - T/PHASE
9	FIANDI	FIANDI	SUPPRESSOR
11	BLTETE	BLTETE	TERMINAL BLOCK
12	MOPOFU	MOPOFU	FUSE BLOCK
13	FUSIMO	FUSIMO	FUSE
14	TEBOFA		CONTACTOR - WASH TANK
15	PRCIW14		CYCLE TIMER
		PRCIW15N	CYCLE TIMER
16	TEBOFA		CONTACTOR - RINSE TANK
17	TEBOFA		CONTACTOR - SAFETY
18	TEBOFA		CONTACTOR - MAIN
19		TRCOW15	TRANSFORMER
21		TEGEW15	CONTACTOR - PUMPS
22		TEGEW15	CONTACTOR - SAFETY
23		TEGEW15	CONTACTOR - RINSE TANK
24		TEGEW15	CONTACTOR - WASH TANK
25		TEPOW15	CONTACTOR - MAIN
26		TEPOW15	CONTACTOR - CONTROLS
27		TEPOW15	CONTACTOR - HOOD
28	RIPO60		WASH PUMP DELAYER
		RIPOW15	WASH PUMP DELAYER
28a	ZORIPO	ZORIPO	BASE FOR PUMP DELAYER
34	PRLIW15	PRLIW15	PRESSURE SWITCH
35	MICA2C	MICA2C	MICRO SW. - 2 CONTACTS
36	MICA3C	MICA3C	MICRO SW. - 3 CONTACTS
37	MICA3C	MICA3C	MICRO SW. - 3 CONTACTS
38	CAMIPO14	CAMIPO15	MICRO SW. - LOOM
44	CAGE14		WIRING LOOM
50	SCMIW15	SCMIW15	MICROSWITCH BOX
51	DAESM6	DAESM6	NUT
52	PEINW15	PEINW15	ROD
53	TAMICA	TAMICA	HOOD PUSH BUTTON
54	MOMICA	MOMICA	SPRING
55	ANSEMI	ANSEMI	SEEGER RING
56	AZMICA	AZMICA	MICRO PUSHER
57	ASMICA	ASMICA	SWITCH ROD
60	09GRMIW14	09GRMIW15	HOOD MICRO SWITCH ASSEMBLY









ACCESSORIES

Ref.	DESCRIPTION	LIST
------	-------------	------

Hoses		
TUCB1	Blue	1.5 Metres
TUCR1	Red	1.5 Metres
TUCB2	Blue	2.5 Metres
TUCR2	Red	2.5 Metres
D/Hose	Drain Hose	1.5 metres



DETI	Universal Detergent Pump	
------	--------------------------	---

PP02	Models S/22	
PP04	Models S/42/425/W/14/15	

DP1	Universal Drain Pump	
-----	----------------------	--

BR	Brass Booster Pump Reducers	
----	-----------------------------	--

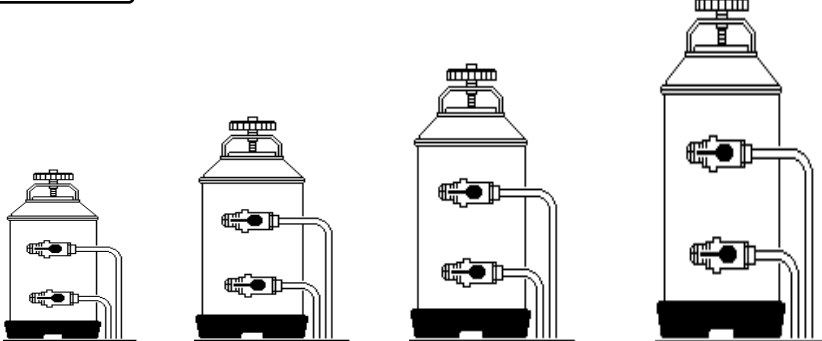
ACCESSORIES

Ref.	DESCRIPTON	LIST
------	------------	------

Water Softener Spares

WSTAP	Complete Taps	
WSTH	Tap Handle	
WSFR	Flow Restrictor	
WSCL	Complete Lid	
WSLH	Lid Handle	
WSOR	Lid 'O' Ring	
WSLI	Lid	
WSBR	Bridge	
WSBA	Base	
WST	Transparent Hose Per Metre	

Water Softeners

Model	
8 Litre	
12 Litre	
16 Litre	
20 Litre	

*Quantity discounts available on all Water Softeners & Taps
Telephone for further details*