

# easicook.co.uk

## Spare Parts Manual

Leading UK Distributors  
of Catering Equipment Since 1977

Sales - Repairs - Spares

Tel: 029 20747567

Fax: 029 20214100

Email: [info@easicook.co.uk](mailto:info@easicook.co.uk)

---

***PROJECT***

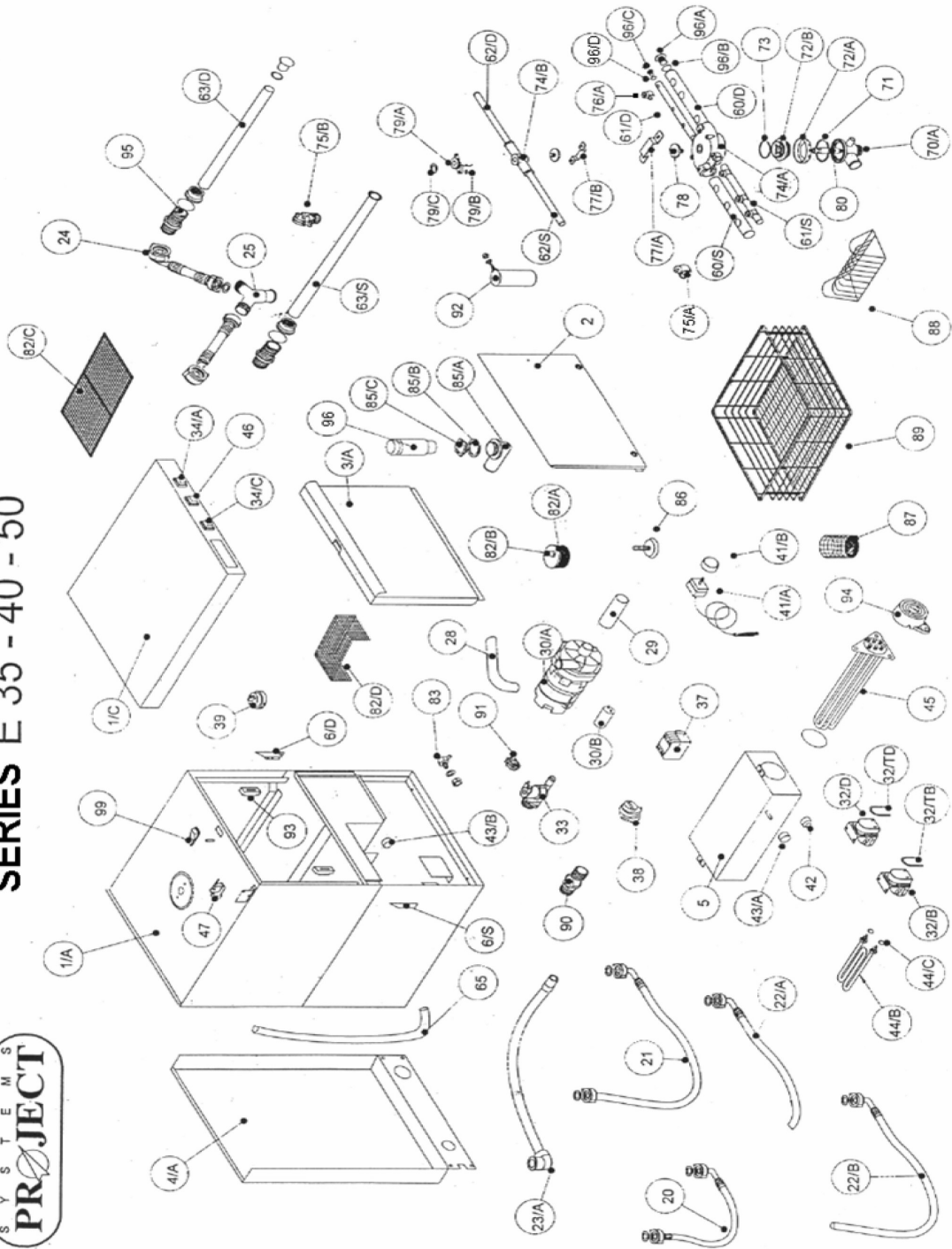
**DISTRIBUTION LTD**

Project Systems / Prodis  
E Series - S Series - T Series  
Spare Parts Book - 2008





# SERIES E 35 - 40 - 50

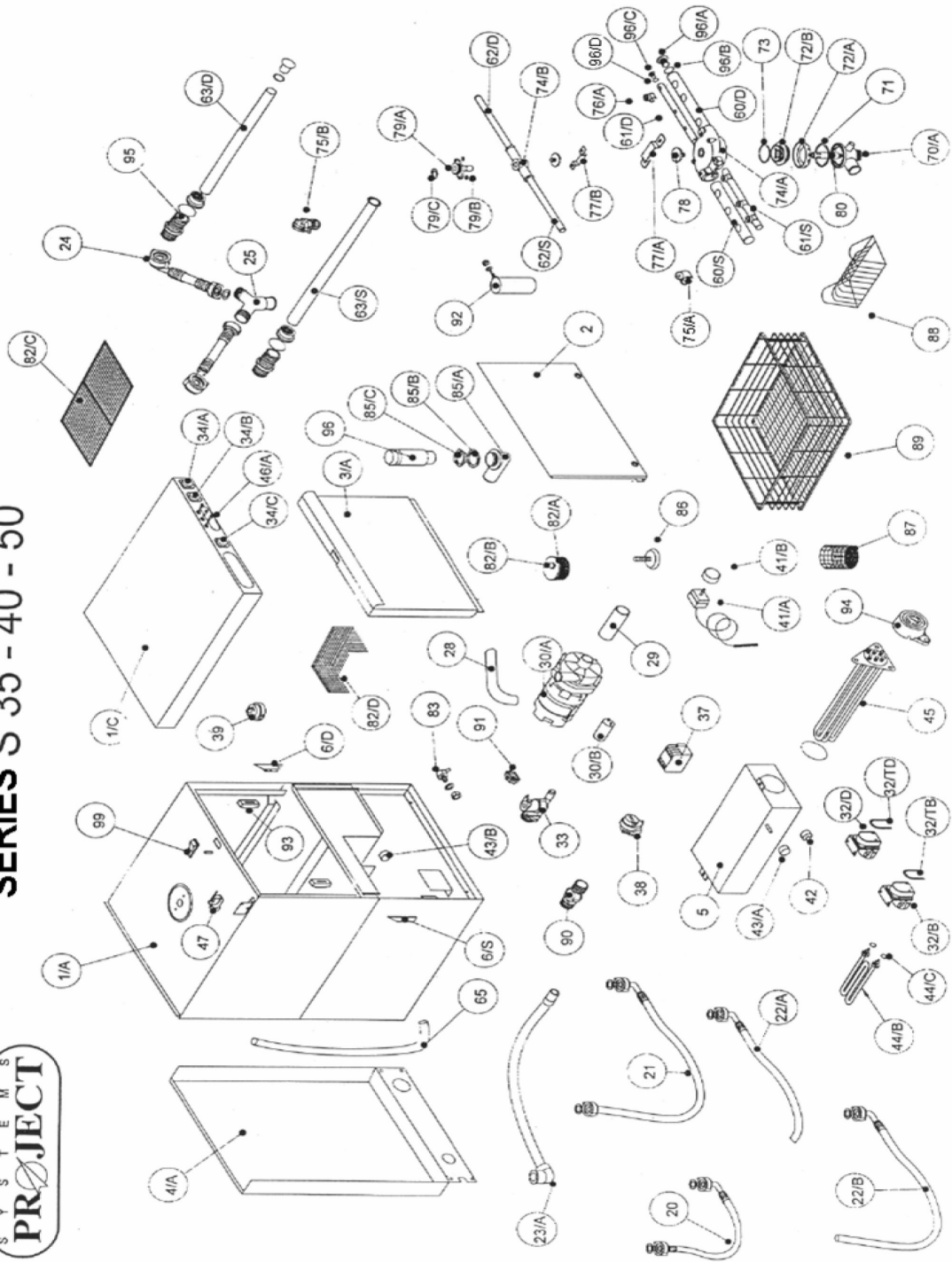


<b>DRAWING</b>	<b>DESCRIPTION</b>	<b>E35</b>	<b>E40</b>	<b>E50</b>
1/A	COMPLETE CABINET	60000	70000	80000
1/C	TOP LID/SWITCH PANEL	60009	70009	80009
2	UNDER DOOR PANEL	60004	70004	80004
3/A	DOOR	60131	70131	80131
4/A	REAR PANEL	60006	70006	80006
5	RINSE TANK BOILER	60930	80930	80930
6/D	COMPLETE RIGHT HINGE	17910DX	17910DX	17910DX
6/S	COMPLETE LEFT HINGE	17910SX	17910SX	17910SX
20	WRAS TO SOLENOID CONNECT PIPE	30762	30763	60020
21	WATER INLET PIPE	30760	30760	30760
22/A	LOWER RINSING ARM PIPE	23020	23020	23020
22/B	UPPER RINSING ARM PIPE	30765	30766	30767
23/A	WASTE PIPE / GREY CONCERTINA	30770	30770	30770
28	WASH MOTOR SUCTION INLET PIPE	23035	23036	23036
29	WASH MOTOR OUTLET CONNECTOR PIPE	23016	23019	23019
30/A	WASH PUMP	60650	40647	50650
30/B	WASH PUMP CAPACITOR	60645	40645	50645
32/B	RINSE/ID DOSING PUMP	30683	30683	30683
32/D	DETERGENT DOSING PUMP	30673	30673	30673
32/TB	RINSE/ID PUMP PERI TUBE	23063	23063	23063
32/TD	DETERGENT PUMP PERI TUBE	23062	23062	23062
32/E	DUAL RINSE/DETERGENT PUMP	60675	60675	60675
32/F	RINSE/ID PUMP NON RETURN VALVE	30720	30720	30720
33	SOLENOID	30600	30600	30600
34/A	START CYCLE PUSH BUTTON	30422R	30422R	30422R
34/C	POWER ON/OFF SWITCH	30423R	30423R	30423R
38	CYCLE TIMER 2 MINUTE	30450	30450	30450
39	PRESSURE SWITCH	30530	30530	30530
42	SAFETY THERMOSTAT	30517	30517	30517
43/A	80C FIXED THERMOSTAT RINSE	30519	30519	30519
43/B	50C FIXED THERMOSTAT WASH	30518	30518	30518
44/B	1.5 KW WASH ELEMENT	60645	60645	60645
45	3KW RINSE ELEMENT	60640N	60640N	60640N
46/A	GREEN PILOT LIGHT	30435	30435	30435
49/B	RED PILOT LIGHT	30432	30432	30432
47	DOOR MICROSWITCH	30610	30610	30610
60/S	LOWER WASH PIPE	30380	40380	50380
60/D	LOWER WASH PIPE	30370	40370	50370
61/S	LOWER RINSE PIPE	30400	40405	70390
61/D	LOWER RINSE PIPE	30390	40395	70400
62/S	UPPER RINSE PIPE	30400	30400	70390
62/D	UPPER RINSE PIPE	30390	30390	70400
70/A	LOWER WASH/RINSE DISTRIBUTOR	20070A	20070A	20070A
71	WASHING GROUP O RING	18025	18025	18025
72/A	SPASH GUARD	20135P	20135P	20135P
72/B	WASHING GROUP FIXING NUT	20017	20017	20017
73	WASHING GROUP SEAL	20016	20016	20016
74/A	TWO WAYS PARALLEL WASH BOSS	20015	20015	20015
74/B	UPPER RINSE BOSS	20020	20020	20020
75/A	WASH JET	20049	20049	20049
76/A	RINSE JET	17025	17025	17025
77/A	WASH RING OMEGA	20014	20014	20014
77/B	RINSE RING OMEGA	20013	20013	20013
78	M8 BRASS RETAINER	17180	17180	17180
79/A	UPPER RINSING TURRET	30981	30981	30981
79/B	O RING	18005	18005	18005
79/C	WATER 3/4 GASKET	19050	19050	19050
80	WASHING GROUP STAINLESS STEEL SHAFT	17045	17045	17045
82/A	COMPETE PUMP FILTER	15905	15905	15905
82/B	PUMP FILTER HAND WHEEL	120480	120480	120480
83	SOAP ELBOW	16920	16920	16920

85/A	SUCTION DRAIN ELBOW	20090	20090	20090
85/B	DRAIN ELBOW GASKET	19000	19000	19000
85/C	DRAIN ELBOW NUT	17060	17060	17060
86	FOOT	15135	15135	15135
87	CUTLERY HOLDER	30750	30750	30750
88	SAUCER HOLDER	30740	30740	30740
89/A	GLASS BASKET	C0001	C0003	C0005
90	ANTI POLLUTION DEVICE	30603	30603	30603
91	CABLE FASTNER	60590	60590	60590
92	COMPLETE AIR RETAINER	20100	20100	20100
93	DOOR TIE ROD BLOCKS	20150	20150	20150
94	HEATING ELEMENT CONNECTION COVER	20155	20155	20155
96	DRAIN PLUG	104321	104321	104321
96/B	O RING WASHING PIPE CAP	18000	18000	18000
96/C	RINSING PIPE CAP	20055	20055	20055
96/D	O'RING RINSING PIPE CAP	18010	18010	18010
99	COMPLETE DOOR CLOSING	20132	20132	20132



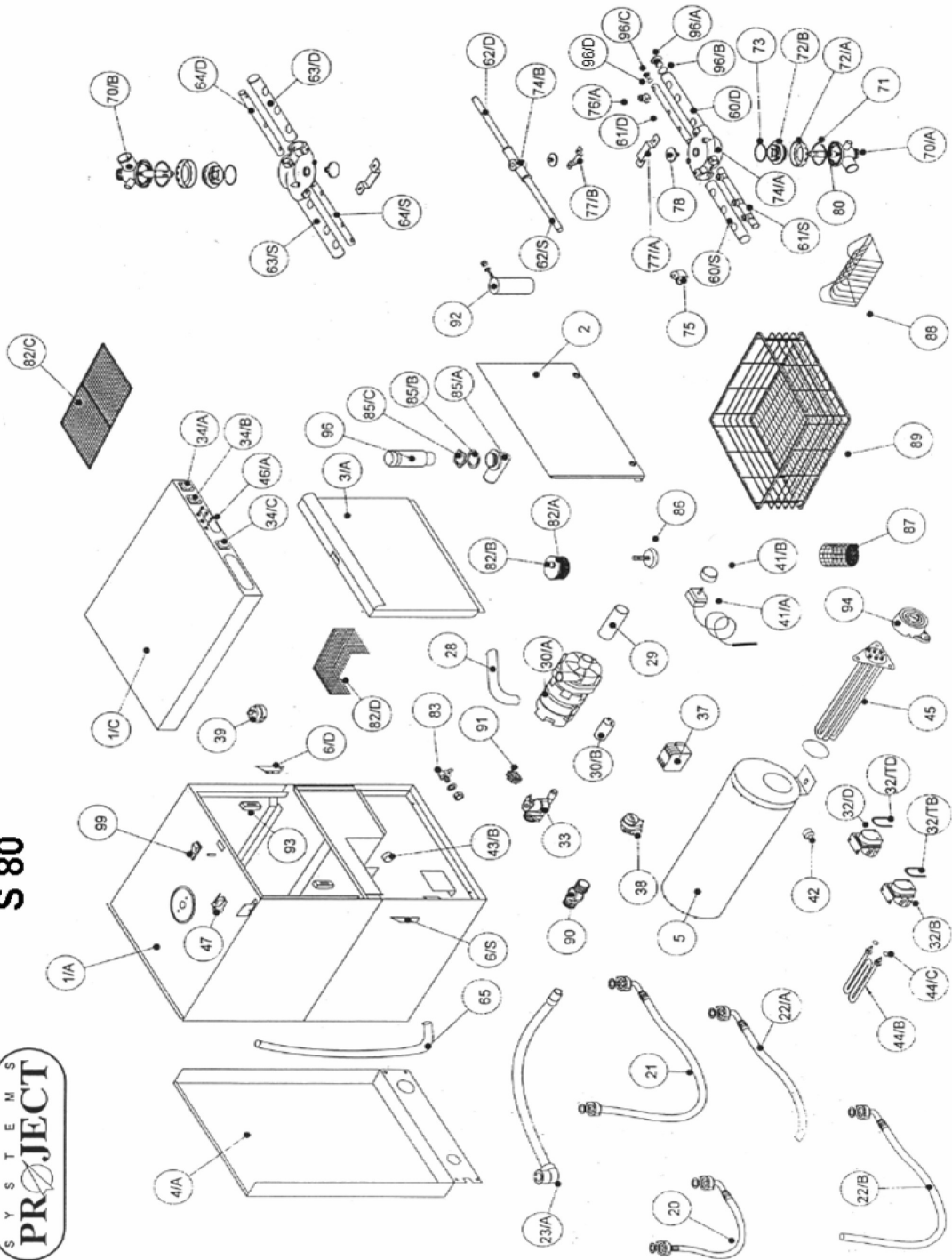
# SERIES S 35 - 40 - 50



DRAWING	DESCRIPTION	S35	S40	S50
1/A	COMPLETE CABINET	60000	70000	80000
1/C	TOP LID/SWITCH PANEL	60003	70003	80003
2	UNDER DOOR PANEL	60004	70004	80004
3/A	DOOR	60131	70131	80131
4/A	REAR PANEL	60006	70006	80006
5	RINSE TANK BOILER	60930	60930	80930
6/D	COMPLETE RIGHT HINGE	17910DX	17910DX	17910DX
6/S	COMPLETE LEFT HINGE	17910SX	17910SX	17910SX
20	WRAS TO SOLENOID CONNECT PIPE	30762	30762	30764
21	WATER INLET PIPE	30760	30760	30760
22/A	LOWER RINSING ARM PIPE	23020	23020	23020
22/B	UPPER RINSING ARM PIPE	30765	30765	30767
23/A	WASTE PIPE / GREY CONCERTINA	30770	30770	30770
23/B	DRAIN PUMP PIPE		23030	23030
24	UPPER WASH CONNECTION PIPE			30768
25	UPPER WASH Y CONNECTOR			16005
28	WASH MOTOR SUCTION INLET PIPE	23035	23035	23035
29	WASH MOTOR OUTLET CONNECTOR PIPE	23016	23016	23019
30/A	WASH PUMP	60650	60650	50650
30/B	WASH PUMP CAPACITOR	30645	30645	50645
32/B	RINSE AID DOSING PUMP	30683	30683	30683
32/D	DETERGENT DOSING PUMP	30673	30673	30673
32/TB	RINSE AID PUMP PERI TUBE	23063	23063	23063
32/TD	DETERGENT PUMP PERI TUBE	23062	23062	23062
32/E	DUAL RINSE/DETERGENT PUMP	60675	60675	60675
32/F	RINSE AID PUMP NON RETURN VALVE	30720	30720	30720
33	SOLENOID	30600	30600	30600
34/A	START CYCLE PUSH BUTTON	30422	30422	30422
34/B	DRAIN PUSH BUTTON			30424
34/C	POWER ON/OFF SWITCH	30424	30424	30423
37	RELAY CONTACTOR			30520
38	CYCLE TIMER 2 MINUTE	30450	30450	30450
39	PRESSURE SWITCH	30530	30530	30530
40	DRAIN PUMP	30660	30660	30660
41/A	VARIABLE THERMOSTAT WASH	30510	30510	30510
41/B	THERMOSTAT KNOB	30515	30515	30515
41/C	VARIABLE THERMOSTAT RINSE	30514	30514	30514
42	SAFETY THERMOSTAT	30517	30517	30517
44/B	1.5 KW WASH ELEMENT	60645	60645	60645
45	3KW RINSE ELEMENT	60640N	60640N	30640
46/A	GREEN PILOT LIGHT	30435	30435	30435
47	DOOR MICROSWITCH	30610	30610	30610
60/B	COMPLETE WASH AND RINSE ARM	30950P	30950P	80950P
60/S	LOWER WASH PIPE	30380	30380	50380
60/D	LOWER WASH PIPE	30370	30370	50370
61/S	LOWER RINSE PIPE	30400	30400	70390
61/D	LOWER RINSE PIPE	30390	30390	70400
62/S	UPPER RINSE PIPE	30400	30400	70390
62/D	UPPER RINSE PIPE	30390	30390	70400
65	UPPER WASHING INLET PIPE			23037
70/A	LOWER WASH/RINSE DISTRIBUTOR	20070A	20070A	20070B
71	WASHING GROUP O RING	18025	18025	18025
72/A	SPLASH GUARD	20135P	20135P	20135P

72/B	WASHING GROUP FIXING NUT	20017	20017	20017
73	WASHING GROUP SEAL	20016	20016	20016
74/A	TWO WAYS PARALLEL WASH BOSS	20015	20015	20015
74/B	UPPER RINSE BOSS	20020	20020	20020
75/A	WASH JET	20049	20049	20049
75/B	FIXED UPPER WASH JETS			20040
76	RINSE JET	17025	17025	17025
77/A	WASH RING OMEGA	20014	20014	20014
77/B	RINSE RING OMEGA	20013	20013	20013
78	M8 BRASS RETAINER	17180	17180	17180
79/A	UPPER RINSING TURRET	30981	30981	30981
79/B	O RING	18005	18005	18005
79/C	WATER 3/4 GASKET	19050	19050	19050
80	WASHING GROUP STAINLESS STEEL SHAFT	17045	17045	17045
82/A	COMPETE PUMP FILTER	15905	15905	15905
82/B	PUMP FILTER HAND WHEEL	120480	120480	120480
82/C	TANK FILTER			80010
82/D	TANK HEATING ELEMENT FILTER			80011
83	SOAP ELBOW	16920	16920	16920
85/A	SUCTION DRAIN ELBOW	20090	20090	20090
85/B	DRAIN ELBOW GASKET	19000	19000	19000
85/C	DRAIN ELBOW NUT	17060	17060	17060
86	FOOT	15135	15135	15135
87	CUTLERY HOLDER	30750	30750	30750
88	SAUCER HOLDER	30740	30740	30740
89/A	DISH BASKET			C00011
89/A	GLASS BASKET	C0001	C0001	C0005
90	ANTI POLLUTION DEVICE	30603	30603	30603
90	WRAS INLET VALVE	30606K	30606K	30606K
91	CABLE FASTNER	60590	60590	60590
92	COMPLETE AIR RETAINER	20100	20100	20100
93	DOOR TIE ROD BLOCKS	20150	20150	20150
94	HEATING ELEMENT CONNECTION COVER	20155	20155	20155
95	UPPER WASH CONNECTOR			17175
96	DRAIN PLUG	104321	104321	106321
96/A	WASH PIPE CAP	20050	20050	20050
96/B	O RING WASHING PIPE CAP	18000	18000	18000
96/C	RINSING PIPE CAP	20055	20055	20055
96/D	O'RING RINSING PIPE CAP	18010	18010	18010
99	COMPLETE DOOR CLOSING	20132	20132	20132



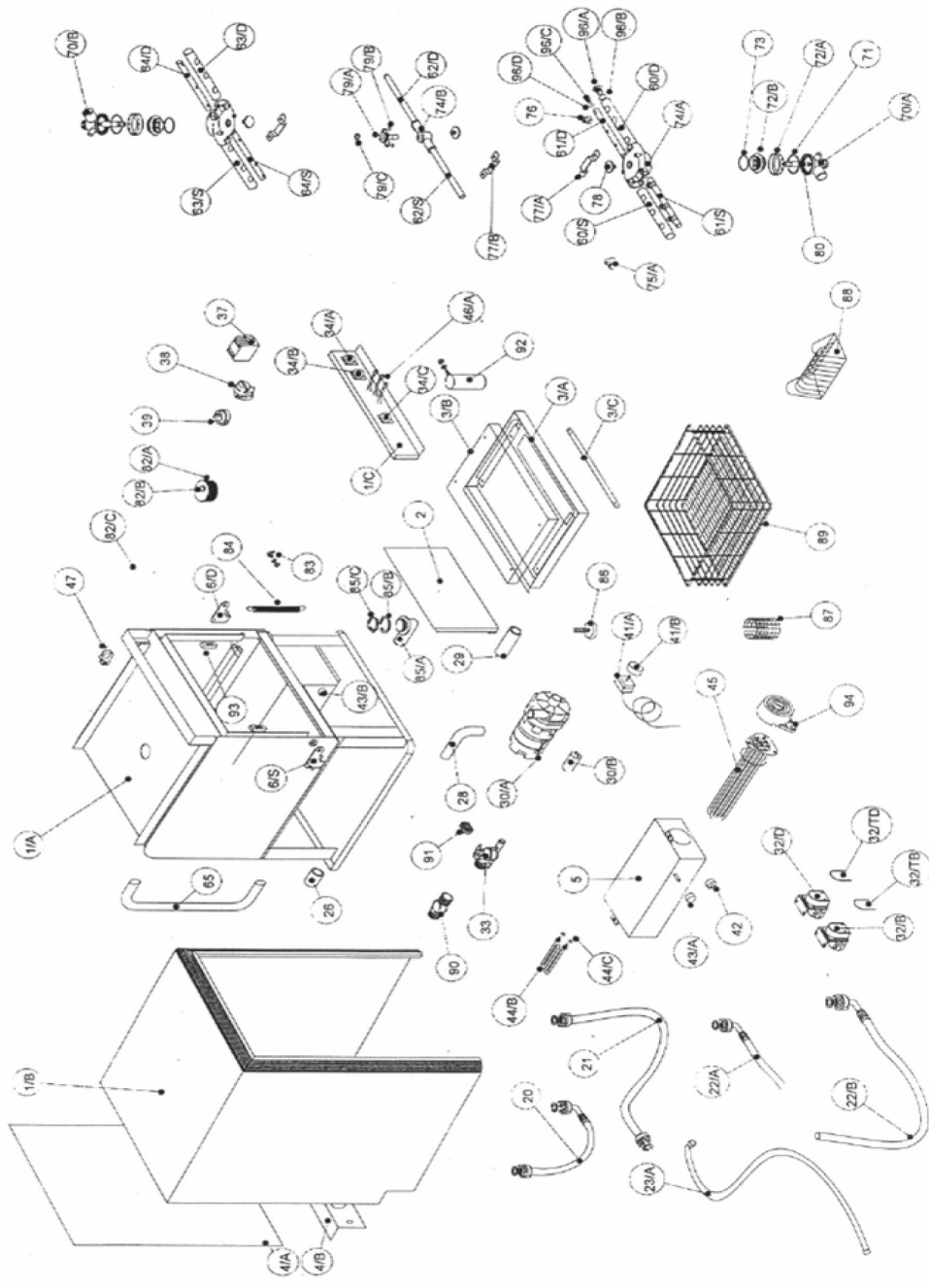


<b>DRAWING</b>	<b>DESCRIPTION</b>	<b>S80</b>
1/A	COMPLETE CABINET	130000
1/C	TOP LID/SWITCH PANEL	130003
2	UNDER DOOR PANEL	130004
3/A	DOOR	80131
4/A	REAR PANEL	80006
5	RINSE TANK BOILER	130930
6/D	COMPLETE RIGHT HINGE	17910DX
6/S	COMPLETE LEFT HINGE	17910SX
20	WRAS TO SOLENOID CONNECT PIPE	30764
21	WATER INLET PIPE	30760
22/A	LOWER RINSING ARM PIPE	23020
22/B	UPPER RINSING ARM PIPE	30767
23/A	WASTE PIPE / GREY CONCERTINA	30770
23/B	DRAIN PUMP PIPE	23030
28	WASH MOTOR SUCTION INLET PIPE	23035
29	WASH MOTOR OUTLET CONNECTOR PIPE	23019
30/A	WASH PUMP	50650
30/B	WASH PUMP CAPACITOR	50645
32/B	RINSE AID DOSING PUMP	30683
32/D	DETERGENT DOSING PUMP	30673
32/TB	RINSE AID PUMP PERI TUBE	23063
32/TD	DETERGENT PUMP PERI TUBE	23062
32/F	RINSE AID PUMP NON RETURN VALVE	30720
33	SOLENOID	30600
34/A	START CYCLE PUSH BUTTON	30422
34/B	DRAIN PUSH BUTTON	30424
34/C	POWER ON/OFF SWITCH	30423
37	RELAY CONTACTOR	30520
38	CYCLE TIMER TWIN	30455
38	CYCLE TIMER 2 MINUTE	30452
39	PRESSURE SWITCH	30530
40	DRAIN PUMP	30660
41/A	VARIABLE THERMOSTAT WASH	30510
41/B	THERMOSTAT KNOB	30515
41/C	VARIABLE THERMOSTAT RINSE	30514
42	SAFETY THERMOSTAT	30517
44/B	1.5 KW WASH ELEMENT	60645
45	3KW RINSE ELEMENT	30640
46/A	GREEN PILOT LIGHT	30435
47	DOOR MICROSWITCH	30610
60/B	COMPLETE WASH AND RINSE ARM	80950P
60/S	LOWER WASH PIPE	50380
60/D	LOWER WASH PIPE	50370
61/S	LOWER RINSE PIPE	70390
61/D	LOWER RINSE PIPE	70400
63/S	LEFT UPPER WASHING PIPE	50380
63/D	RIGHT UPPER WASHING PIPE	50370
64/D	UPPER RINSING PIPE	70390
64/S	UPPER RINSING PIPE	70400
65	UPPER WASHING INLET PIPE	23037
70/A	LOWER WASH/RINSE DISTRIBUTOR	20070D
71	WASHING GROUP O RING	18025
72/A	SPLASH GUARD	20135P

72/B	WASHING GROUP FIXING NUT	20017
73	WASHING GROUP SEAL	20016
74/A	TWO WAYS PARALLEL WASH BOSS	20015
74/B	UPPER RINSE BOSS	20020
75/A	WASH JET	20049
75/B	FIXED UPPER WASH JETS	20040
76	RINSE JET	17025
77/A	WASH RING OMEGA	20014
77/B	RINSE RING OMEGA	20013
78	M8 BRASS RETAINER	17180
79/A	UPPER RINSING TURRET	30981
79/B	O RING	18005
79/C	WATER 3/4 GASKET	19050
80	WASHING GROUP STAINLESS STEEL SHAFT	17045
82/A	COMPETE PUMP FILTER	15905
82/B	PUMP FILTER HAND WHEEL	120480
82/C	TANK FILTER	80010
82/D	TANK HEATING ELEMENT FILTER	80011
83	SOAP ELBOW	16920
85/A	SUCTION DRAIN ELBOW	20090
85/B	DRAIN ELBOW GASKET	19000
85/C	DRAIN ELBOW NUT	17060
86	FOOT	15135
87	CUTLERY HOLDER	30750
88	SAUCER HOLDER	30740
89/A	DISH BASKET	C00011
89/A	GLASS BASKET	C0006
90	ANTI POLLUTION DEVICE	30603
90	WRAS INLET VALVE	30606K
91	CABLE FASTNER	60590
92	COMPLETE AIR RETAINER	20100
93	DOOR TIE ROD BLOCKS	20150
94	HEATING ELEMENT CONNECTION COVER	20155
95	UPPER WASH CONNECTOR	17175
96	DRAIN PLUG	107321
96/A	WASH PIPE CAP	20050
96/B	O RING WASHING PIPE CAP	18000
96/C	RINSING PIPE CAP	20055
96/D	O'RING RINSING PIPE CAP	18010
99	COMPLETE DOOR CLOSING	20132

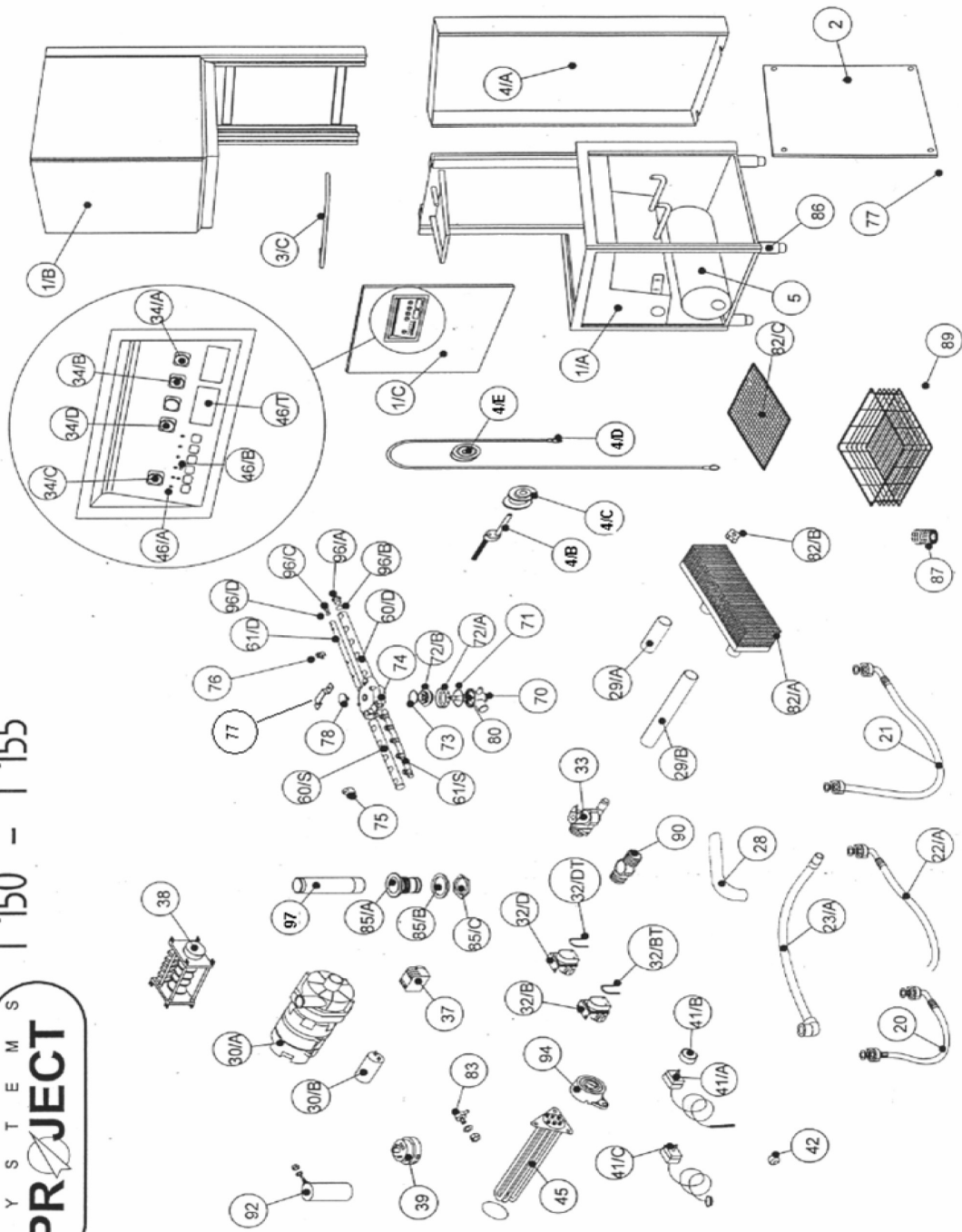


# SERIES T 35 - 35/S - 40 - 50



DRAWING	DESCRIPTION	T40	T50
1/A	COMPLETE CABINET	100000	110000
1/B	INNER JACKET	400002	50002
1/C	SWITCH PANEL	40940	50940
2	UNDER DOOR PANEL	40004	50004
3/A	DOOR	40130	50130
3/B	INNER DOOR	40140	50130
3/C	HANDLE	17230	17230
4/A	BACKSIDE PANEL	40006	50006
4/B	BACKSIDE PANEL GRIPPING	40007	50007
5	BOILER TANK	90930	80930
6/D	COMPLETE RIGHT HINGE	17900DX	17900DX
6/S	COMPLETE LEFT HINGE	17900SX	17900SX
20	ANTI POLLUTION DEVICE	30763	30764
21	WATER INLET PIPE	30760	30760
22/A	LOWER RINSING PIPE	23020	23020
22/B	UPPER RINSING PIPE	30766	30767
23/A	DRAIN PIPE GREY CONCERTINA	30770	30770
23/B	DRAIN PUMP PIPE	23030	23030
28	WASH INLET CONNECTOR	23036	23036
29	WASH SUCTION CONNECTOR	23019	23019
30/A	WASH PUMP	40647	50650
30/B	WASH PUMP CAPACITOR	40645	50645
32/B	RINSE AID DOSING PUMP	30683	30683
32/D	DETERGENT DOSING PUMP	30673	30673
32/TB	RINSE AID FILLING PIPE	23063	23063
32/TD	DETERGENT FILLING PIPE	23062	23062
33	SOLENOID WATER INLET VALVE	30600	30600
34/A	START CYCLE PUSH BUTTON YELLOW/ROUND	30422	30422
34/B	DRAIN PUSH BUTTON BLUE / ROUND	30424	30424
34/C	POWER ON OFF SWITCH BLUE ROUND	30423	30423
37	RELAY		30520
38	TIMER	30455	30455
39	PRESSURE SWITCH / PRESSURE THERMOSTAT	30530	30530
40	DRAIN PUMP (OPTIONAL)	30661	30661
41/A	VARIABLE THERMOSTAT	30510	30510
41/B	THERMOSTAT KNOB	30515	30515
41/C	THERMOSTAT WITH PROBE	30514	30514
42	SAFETY THERMOSTAT	30517	30517
43/B	50'C FIXED THERMOSTAT	30518	30518
44/B	1500W WASH TANK ELEMENT	60645	60645
44/C	O'RING FOR TANK ELEMENT	18030	18030
	4KW HEATING ELEMENT RINSE (OPTIONAL)		30640
45	6KW HEATING ELEMENT RINSE		50640
	8KW HEATING ELEMENT RINSE (OPTIONAL)		50644
45	3KW HEATING ELEMENT	60640N	
46/A	GREEN PILOT LIGHT	30435	30435
47	DOOR MICROSWITCH	30610	30610
60/B	COMPLETE WASH/RINSE ARM ASSEMBLY		50950P
60/S	LEFT LOWER WASH PIPE	40380	50380
60/D	RIGHT LOWER WASH PIPE	40370	50370
61/S	LEFT LOWER RINSE PIPE	40404	50390
61/D	RIGHT LOWER RINSE PIPE	40395	50400
63/S	LEFT UPPER WASH PIPE	30380	40380

63/D	RIGHT UPPER WASH PIPE	30370	40370
64/D	LEFT UPPER RINSE PIPE	30400	40405
64/S	RIGHT UPPER RINSE PIPE	30390	40395
65	UPPER WASHING INLET PIPE	40120	50120
70/A	LOWER WASHING RINSE DISTRIBUTOR	20070B	20070B
70/B	UPPER WASHING RINSE DISTRIBUTOR	20070C	20070C
71	WASHING GROUP O'RING	18025	18025
72/A	SPLASH GUARD	20135P	20135P
72/B	WASHING GROUP FIXING NUT	20017	20017
73	WASHING GROUP SEAL RING	20016	20016
	T50 ELECTRONIC PANEL		40480
74/A	WASH RING CENTRE BOSS	20015	20015
75/A	WASH JET	20049	20049
76	RINSE JET	17025	17025
77/A	WASHING RING OMEGA	20014	20014
77/B	RINSE RING OMEGA	20013	20013
78	M8 BRASS NICKEL RETAINER	17180	17180
79/B	O'RING 2018 - (103)SIL	18005	18005
79/C	WATER 3/4 GASKET	19050	19050
80	WASH GROUP STAINLESS STEEL SHAFT	17045	17045
82/A	COMPLETE PUMP FILTER	15905	15905
82/B	PUMP FILTER LOBE HAND WHEEL	120480	120480
82/C	TANK FILTER (FLATBED)		80010
82/D	TANK HEATING ELEMENT COVER		80011
83	DETERGENT INJECTOR	16920	16920
84	DOOR SPRING	15080	15080
85/A	SUCTION DRAIN ELBOW	20090	20090
85/B	DRAIN ELBOW GASKET	19000	19000
85/C	DRAIN ELBOW NUT	17060	17060
86	FOOT	15135	15135
87	CUTTLERY HOLDER	30750	30750
88	SAUCER HOLDER	30740	30740
89/A	GLASS BASKET	C0003	C0005
89/B	DISH BASKET		C00011
90	ANTI POLLUTION DEVICE	30603	30603
91	CABLE FASTENER	60590	60590
92	COMPLETE AIR RETAINER	20100	20100
93	DOOR TIE ROD BLOCKS	20150	20150
94	BOILER ELEMENT COVER	20155	20155
96	DRAIN PLUG	105321	106321
96/A	WASHING PIPE CAP	20050	20050
96/B	O'RING WASHING PIPE CAP	18000	18000
96/C	RINSING PIPE CAP	20055	20055
96/D	O'RING RINSE PIPE CAP	18010	18010



<b>DRAWING</b>	<b>DESCRIPTION</b>	<b>T155</b>
1/A	COMPLETE CABINET	150000
1/B	HOOD	150910
1/C	FRONT SWITCH PANEL	150940
2	SIDE PANEL	150004
3/C	HANDLE	150200
4/A	REAR PANEL	150006
4/B	ECCENTRIC PIN	150240
4/C	HOOD SLIDING WHEEL	150230
4/D	COUNTERWEIGHT WIRE	150250
4/E	PULLEY WITH ROLL BEARING AND PIN	150260
5	BOILER WITHOUT ELEMENT	150930
20	ANTI POLLUTION DEVICE FILL PIPE	30764
21	WATER FILLING PIPE	30760
22/A	RINSING PIPE	30767
23/A	DRAIN PIPE	30770
25	RINSING T CONNECTOR	16010
28	WASH INLET CONNECTOR	23036
29/A	WASH SUCTION CONNECTOR	23018
29/B	UPPER WASHING INLET CAPACITOR	23018S
30/A	WASH PUMP	50650
30/B	WASH PUMP CAPACITOR	50645
32/B	RINSE AIND PUMP	30683
32/D	DETERGENT PUMP	30673
32/BT	RINSE AID PUMP FILLING PIPE	23063
32/DT	DETERGENT FILLING PIPE	23062
33	SOLENOID	30600
34/A	START CYCLE PUSH BUTTON YELLOW/ROUND	30422
34/B	DRAIN SWITCH BLUE/ROUND	30424
34/C	POWER ON/OFF BUTTON BLUE/ROUND	30423
34/D	WASH SELECTOR GREEN/ROUND	30425R
37	CONTACTOR/RELAY	30520
38	TIMER - 4 MINUTE	30455
39	PRESSURE SWITCH	30530
41/A	THERMOSTAT WITH FEELER (WASH TANK)	30510
41/B	THERMOSTAT KNOB	30515
41/C	THERMOSTAT WITH PELLET PROBE (RINSE)	30514
42	SAFETY THERMOSTAT	30517
	400V 4KW HEATING ELEMENT (OPTIONAL)	30640
45	400V HEATING RINSE ELEMENT	50640
	400V 8KW HEATING ELEMENT (OPTIONAL)	50644
46/A	GREEN PILOT LIGHT	30435
46/B	RED PILOT LIGHT	30436
46/T	THERMOMETER DISPLAY	120500
47	DOOR MICROSWITCH	30610
60/S	LEFT LOWER WASHING PIPE	40380
60/D	RIGHT LOWER WASHING PIPE	40370
61/S	LEFT LOWER RINSE PIPE	40405
61/D	RIGHT LOWER RINSE PIPE	150390
70	LOWER WASHING DISTRIBUTOR	20070D
71	WASHING GROUP O'RING	18025
72/A	SPLASH GUARD	20135P
72/B	WASHING GROUP FIXING NUT	20017
73	WASHING GROUP SEAL RING	20016



74	CENTRE BOSS	20015
75	WASH JET	20049
76	RINSE JET	17025
77	WASHING RING OMEGA	20014
78	M8 BRASS NICKEL WASHER	17180
80	WASHING GROUP STAINLESS STEEL SHAFT	17045
82/A	COMPLETE PUMP FILTER	150510
82/B	PUMP FILTER LOBE HAND WHEEL	120480
82/C	TANK FILTER	150990
83	SOAP ELBOW	16920
85/A	DRAIN ELBOW	150090
85/B	DRAIN ELBOW GASKET	120410
85/C	DRAIN ELBOW NUT	150060
86	FOOT	15515
87	CUTTLERY HOLDER	30750
89/A	GLASS BASKET	N/A
89/B	DISH BASKET	N/A
89/C	NET BASKET	C00015
89/D	NET INSERT	C00016
90	ANTI POLLUTION DEVICE	30603
91	CABLE FASTENER	60590
92	COMPLETE AIR RETAINER	20100
94	BOILER ELEMENT COVER	20155
96/A	WASH PIPE CAP	20050
96/B	WASH PIPE CAP O'RING	18000
96/C	RINSE PIPE CAP	20055
96/D	RINSE PIPE CAP O'RING	18010
	DELAY TIMER BASE CONNECTOR	100200
	DELAY TIME SWITCH	100201
	3 CONTACTOR/CONNECTOR	100200